



Management and Prevention Strategies for Non-communicable Diseases (NCDs) and Their Risk Factors

Aida Budreviciute^{1†}, Samar Damiaty^{2,3†}, Dana Khdr Sabir⁴, Kamil Onder⁵, Peter Schuller-Goetzburg⁶, Gediminas Plakys¹, Agne Katileviciute¹, Samir Khoja² and Rimantas Kodzius^{1,7,8*}

¹ Panevezys Faculty of Technology and Business, Kaunas Technology University (KTU), Panevezys, Lithuania, ² Department of Biochemistry, Faculty of Science, King Abdulaziz University (KAU), Jeddah, Saudi Arabia, ³ Division of Protein Science, Kungliga Tekniska Högskolan Royal Institute of Technology, Stockholm, Sweden, ⁴ Department of Medical Laboratory Science, Charo University, Chamchamal, Iraq, ⁵ Procomcure Biotech, GmbH, Thalgau, Austria, ⁶ Prosthetics, Biomechanics and Biomaterial Research, Paracelsus Medical University Salzburg, Salzburg, Austria, ⁷ Bioprospecting Department, Baltic Institute of Advanced Technology, Vilnius, Lithuania, ⁸ Faculty of Medicine, Ludwig Maximilian University of Munich (LMU), Munich, Germany

OPEN ACCESS

Edited by:

Rosemary M. Caron,
University of New Hampshire,
United States

Reviewed by:

Nilesh Chandrakant Gawde,
Tata Institute of Social Sciences, India
Luliana Denetiu,
King Abdulaziz University, Saudi Arabia

*Correspondence:

Rimantas Kodzius
kodzius@envirola.com

[†]These authors have contributed
equally to this work

Specialty section:

This article was submitted to
Public Health Education and
Promotion,
a section of the journal
Frontiers in Public Health

Received: 18 June 2020

Accepted: 26 October 2020

Published: 26 November 2020

Citation:

Budreviciute A, Damiaty S, Sabir DK, Onder K, Schuller-Goetzburg P, Plakys G, Katileviciute A, Khoja S and Kodzius R (2020) Management and Prevention Strategies for Non-communicable Diseases (NCDs) and Their Risk Factors. *Front. Public Health* 8:574111. doi: 10.3389/fpubh.2020.574111

Non-communicable diseases (NCDs) are of increasing concern for society and national governments, as well as globally due to their high mortality rate. The main risk factors of NCDs can be classified into the categories of self-management, genetic factors, environmental factors, factors of medical conditions, and socio-demographic factors. The main focus is on the elements of self-management and to reach a consensus about the influence of food on risk management and actions toward the prevention of NCDs at all stages of life. Nutrition interventions are essential in managing the risk of NCDs. As they are of the utmost importance, this review highlights NCDs and their risk factors and outlines several common prevention strategies. We foresee that the best prevention management strategy will include individual (lifestyle management), societal (awareness management), national (health policy decisions), and global (health strategy) elements, with target actions, such as multi-sectoral partnership, knowledge and information management, and innovations. The most effective preventative strategy is the one that leads to changes in lifestyle with respect to diet, physical activities, cessation of smoking, and the control of metabolic disorders.

Keywords: risk factors, non-communicable diseases, health policy, prevention strategies, healthcare-management

INTRODUCTION

Non-communicable diseases (NCDs), also known as chronic diseases, are medical conditions that are associated with long durations and slow progress (**Figure 1**). Most NCDs are non-infectious and are the result of several factors, including genetic, physiological, behavioral, and environmental factors (1). According to the World Health Organization (WHO), NCDs are the leading cause of death worldwide, responsible for 71% of the total number of deaths each year. The top four killers among NCDs with the highest number of deaths are cardiovascular diseases (17.9 million deaths annually), cancers (9.0 million), respiratory diseases (3.9 million), and diabetes (1.6 million)

(**Figure 1**) (1). However, the term of NCDs has been extended to cover a wide range of health problems, such as hepatic, renal, and gastroenterological diseases, endocrine, hematological, and neurological disorders, dermatological conditions, genetic disorders, trauma, mental disorders, and disabilities (e.g., blindness and deafness) (2). The main risk factors contributing to NCDs involve unhealthy diets, physical inactivity, tobacco use, and alcohol misuse. Hence, most of these diseases are preventable as they eventually progress in early life due to lifestyle aspects (3). There is an increasing concern that poor diet has increased the potential risk, causing chronic diseases, and nutrition problems in the public health sector (4). Historically, many NCDs have been directly linked to economic growth and were called “diseases of the rich.” Now, the burden of NCDs in developing countries has increased. Further, mortality in low and middle-income countries has doubled the burden of NCDs. The growing interest in population well-being and economic growth, based on Gross National Happiness (GNH), has recently attracted more attention. The epidemic of NCDs hinders the progress of GNH because good health is necessary in order to achieve happiness (5). Bhutan’s experience suggests that strategic opportunities to minimize NCDs and to promote population well-being can be taken advantage of by joining the health sector with other sectors at the individual and organizational levels (5).

Health and well-being are the primary goals of society in regards to food choice (6). Researchers have pointed out that the core of the health-conscious lifestyle is directed toward a wellness-oriented lifestyle (5) and the behavior of people determines their health status (7). Nutritionists have been reported to be associated with many chronic diseases, but designed studies exploring the association between diet, nutrition, and NCDs are rare (8). Thus, lifestyle modifications and interventions to reduce the risk of NCDs is the priority in the primary prevention of diseases. Hence, finding answers to the following questions can significantly contribute to a better and healthier society:

- What are NCDs and their risk factors?
- What are the most used interventions in managing the risk of NCDs?
- What are the contemporary prevention strategies for NCDs?

The current review focuses on the answers to the previous questions and highlights several strategic models in the contemporary management of NCDs.

KEY RISK FACTORS OF NCDs

Several factors can increase the amount of opportunities to develop NCDs and can be classified in different ways. In one approach, risk factors are classified as modifiable or non-modifiable factors that can have changeable or non-changeable conditions, respectively. The modifiable risk factors involve high blood pressure, smoking, diabetes mellitus, physical inactivity, obesity, and high blood cholesterol, while the non-modifiable risk factors involve age, gender, genetic factors, race, and ethnicity (9–12). Interestingly, although age and gender are non-modifiable

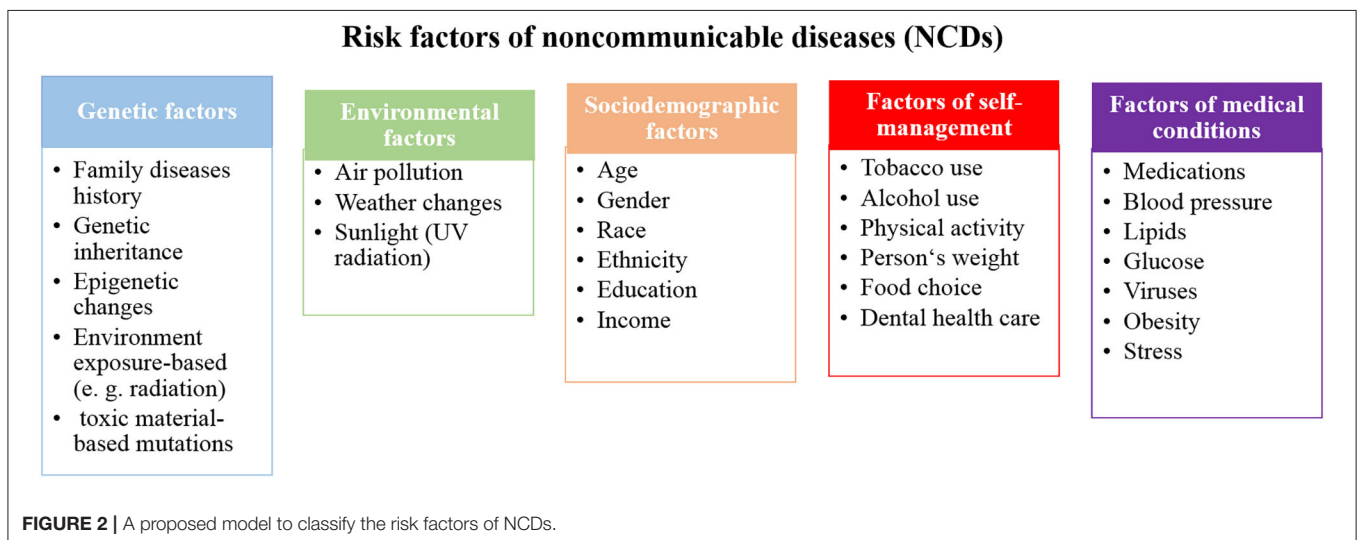
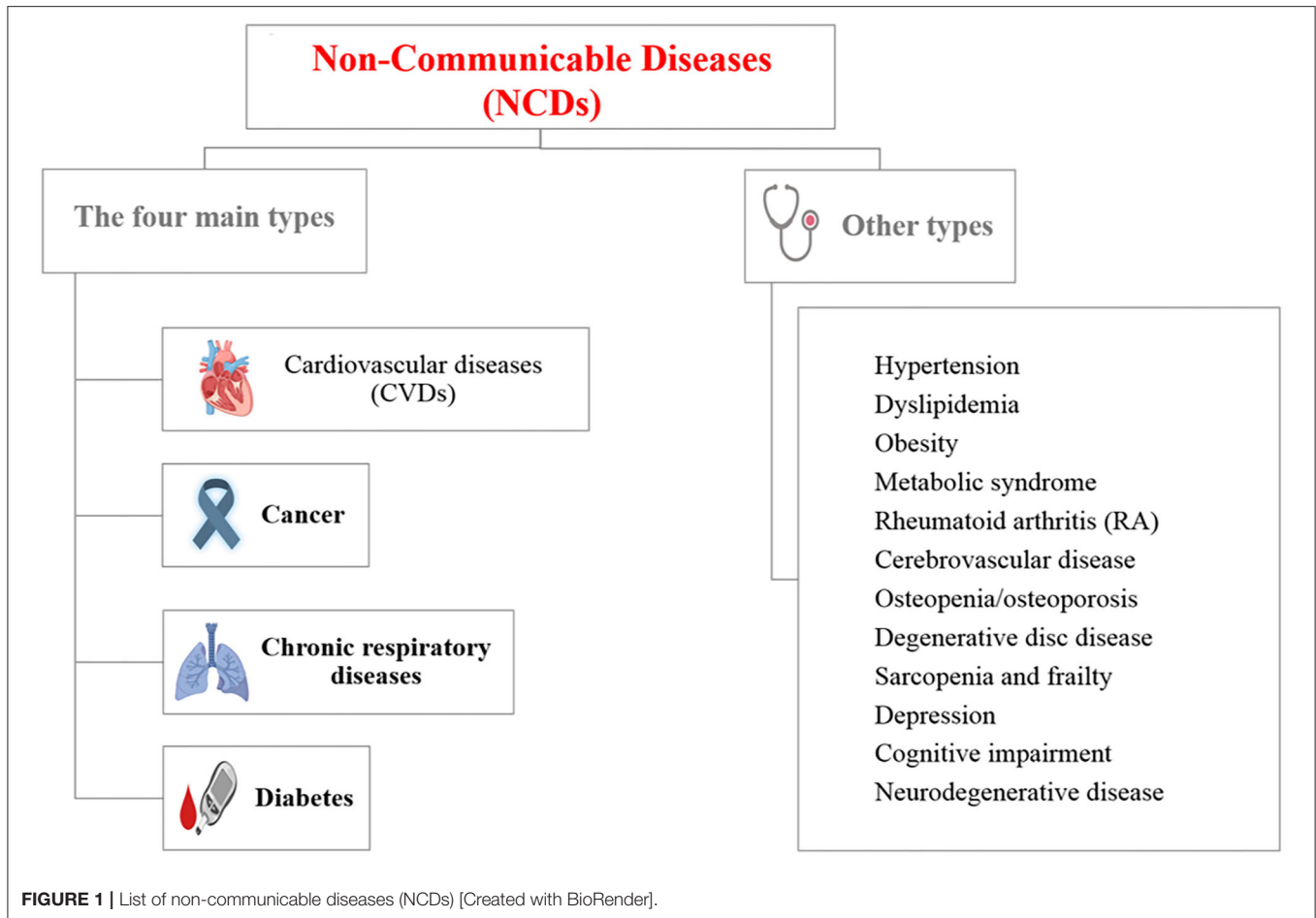
factors, most of their associated factors are modifiable. **Figure 2** represents a model to classify the risk factors of NCDs. The non-modifiable factors can also be classified into three classes: (i) biological factors, such as being overweight, dyslipidemia, hyper-insulinaemia, and hypertension; (ii) behavioral factors, such as diet, lack physical activity, tobacco smoking, and alcohol consumption; and (iii) societal factors, which involve complex combinations of interacting socioeconomic, cultural and environmental parameters (13). In the next section, examples of the identified risk factors for NCDs, including age, diet, and economic context, are highlighted.

Age

While NCDs are usually associated with elderly people, all ages are at risk, even before birth. These diseases may start in the earliest years of life and keep progressing during childhood, adolescence, and old age (14). However, 15 million deaths due to NCDs were recorded from people aged between 30 and 69 years of age and more than 82% of these “premature” deaths were from low and middle-income countries (15). The life-course perspective is evidence of the origin of adult NCDs, which are determined in uterus. Barker (16) showed that maternal nutrition plays a significant role in adult diseases. He found that adapting human fetuses to a limited supply of nutrients resulted in permanent structure and metabolism changes. Subsequently, such programmed changes may have attributed to several diseases, such as heart disease, diabetes and hypertension in later life (16, 17). Moreover, unborn babies are not only negatively influenced by maternal habits, such as diet, drug, stress, alcohol and tobacco consumption during pregnancy, but environmental factors, such as air pollution, also have an effect. These factors influence the fetal and early brain development, for example, a low birth weight is attributable to poor long-term health and poor cognition (14, 18).

In the period of childhood, new risks of NCDs may appear due to the easy access to unhealthy food and drinks in kindergartens and schools. Thus, this leads to a high number of overweight and obese children (19). After that stage of life, young people in the adolescence stage can acquire new and harmful habits, such as smoking and drinking alcohol, which can significantly contribute to NCD risk (20, 21). These bad habits may continue during adulthood with additional aspects facing adults in workplaces, including financial stressors, unemployment, unsatisfying careers, and low social engagement, which influence the progress of NCDs (20, 22). Retirement and leaving a workplace can provide new challenges among elderly people and influence the development of NCDs. Poor nutrition, lack of physical activity, alcohol and tobacco use, social isolation, and financial stress directly affect older people and strongly promotes NCDs (20).

The prevention and control of NCDs can be achieved at all ages. The health status of women before and during pregnancy influences the susceptibility of children to NCDs in later life (20, 23). This is the most important strategy to control NCDs because it targets the root of the problem. Applying high standards for food and drinks, increased physical activity in schools and workplaces, in addition to



monitoring air quality and offering smoke-free zones can largely prevent NCDs at all stages of life. However, taxation and creating restricted policy for the marketing of unhealthy food, sugary drinks, tobacco, and alcohol can largely improve

health statistics. Further, as obese children and elderly people are at a high risk of social isolation, it is important, for their mental and physical health, to be involved in social activities (20, 24).

Diets and Lifestyle

In the past, infectious and parasitic diseases were the main causes of death, but in the recent decades, NCDs have replaced them and have become the main cause of deaths (25). This may be attributed to the change of diet habits and lifestyle over the years, which can be classified as a shift of disease patterns in humans. Various dietary factors, such as meat, whole grain products, healthy dietary patterns, sugar-sweetened beverage consumption, and iron-based diets have an obvious relationship with NCDs (11, 12). Additionally, the high consumption of processed meat and sugar-sweetened beverages, combined with other unhealthy lifestyle factors, such as a high body mass index (BMI), physical inactivity, and smoking have a marked association with NCDs (26, 27). Whole-grain products are independent of the BMI and have protective effects, due to their high fiber contents and ability to slowly release glucose into circulation; subsequently, this reduces the postprandial insulin response and may improve insulin sensitivity (26, 28–31).

Dietary transition describes the changes in production, processing, availability, dietary consumption, and energy expenditure. Further, the concept becomes wider and involves body composition, anthropometrical parameters, and physical activity (32, 33). The use of dietary transition terms arises due to the shift to western diets in developing countries in particular. Traditional food in most countries is healthier, natural, and richer in fiber, and cereal has been replaced by unhealthy processed food that is rich in sugars and fats, animal-source foods, and refined carbohydrates. Hence, low and middle-income countries have seen rapid changes in nutrition transition and rapid increases in NCDs (34). High food consumption and declining physical activity rates occur simultaneously, resulting in NCDs. The main factor, attributable to physical inactivity, is the rapid and continuous development in technology. The easy access to modern technology and manufacturing in houses and workplaces, including machines, vehicles and labor-saving technology, make life easier but unhealthier from the perspective of reducing the risk of NCDs (34).

The Economic Context

NCDs are already common in developed countries and rapidly propagate. Spreading western lifestyle in low and middle-income countries, due to global population aging and commercial pressures for unhealthy diets and cigarettes, contributes to the increasing rate of NCDs in these countries (35). There is a direct relationship between poor health and low-income, which contributes to food poverty, purchasing of cheaper and unhealthy dietary products, and expensive treatments, in addition to psychosocial factors. People with low-incomes have the feeling that they occupy a lower status in society, which prevents them from participating in social life (36). However, food poverty, poor mobility and lack of physical activity are also serious problems in high-income countries (37).

There is a growing trend to consider social, political, and economic systems as critical factors that impact NCDs besides individual behavior/lifestyle (38, 39). Krieger's Ecosocial theory highlights ecosocial disease distribution which describes how diversity between historical, societal, and ecological conditions

significantly contributes to changes in the health outcomes of various social groups (39). For example, the bad side of economic and health inequality that already exists for many years becomes obvious with the current coronavirus COVID-19 pandemic. According to Krieger's research, the higher number of COVID-19 deaths in African American than whites in the US is attributed to several factors involve living in crowded places, using public transportation to commute to work, working in service jobs in close contact with others, and shortage of protective equipment at workplaces. Furthermore, the lack of access to health care and health insurance, and pre-existing health conditions may be increased the risk from COVID-19 in the African American population (40).

KEY DISEASES

Cardiovascular Diseases (CVDs)

CVDs are the leading contributors to the global burden of disease among the NCDs and account for the most deaths worldwide each year—even more than the number of deaths from cancer and chronic respiratory diseases combined (41, 42). CVDs are a group of disorders that are not only related to heart conditions, such as ischaemic heart disease (IHD), stroke, congenital heart disease, coronary heart disease, cerebrovascular disease, peripheral arterial disease, and rheumatic heart disease, but also to blood vessels that involve hypertension, and conditions associated with cerebral, carotid, and peripheral circulation (43). While CVDs equally affect both sexes, men suffer from higher incidences than women. Still, CVDs are the leading cause of death of women in developed countries (44). Moreover, many epidemiological studies show the relationship between periodontal disease (PD) and cardiovascular disease. Mild forms of PD affect 75% of adults in the US, and more severe forms affect 20 to 30% of adults. Since PD is common, it is responsible for a significant proportion of proposed infection-associated risks of cardiovascular diseases (45, 46).

According to the American Heart Association, there are seven key health factors and behaviors that contribute to the increasing risks of heart disease and stroke: nutrition, smoking, overweight/obesity, physical inactivity, uncontrolled blood pressure, elevated levels of cholesterol, and blood sugar (42).

Most CVDs can be prevented by addressing the seven risk factors, which involves healthy diets, regular physical activity, avoiding smoking and second-hand smoking, reaching and maintaining a healthy weight, and keeping blood pressure, cholesterol, and blood sugar levels under control (42).

Cancer

Cancer is the main public health problem and the second main cause of death globally [who]. It shares the common risk factors with other key diseases of NCDs and several identified and unidentified factors can be attributed to cancer. The causes of cancer can be classified into three categories, including: (i) biological carcinogens (e.g., viral, bacterial, or parasites infections, hormonal and genetics factors); (ii) chemical carcinogens (such as food and water contamination, and tobacco

smoking); and (iii) physical carcinogens (such as ultraviolet and ionizing radiation). However, tobacco smoking is considered to be the main cause of cancer, followed by poor diets (47–49). Moreover, together, body weight and lack physical activity are also associated with the most common cancers, including breast (postmenopausal), colon, endometrium, kidney, and esophagus cancers (50). According to WHO report in 2018, the most common cancers are lung, breast, colorectal, prostate, skin, and stomach, while the most cancer deaths are from cancer of the lung, colorectal, stomach, liver, and breast (48). A noticeable decrease in the cancer death rates of lung, breast, colon/rectum, and prostate is achieved in high-income countries, but are still high in low and middle-income countries (51). Further, the incidence of several cancers, including lung, breast, prostate, colon, and rectum, is commonly elevated concurrently with economic development. In contrast, the incidence of stomach cancer declines with economic development (48). The guidelines for oncological disease prevention and early detection are based on cancer risk assessment, including past medical history, lifestyle factors, family diseases history, and genetic testing (10).

Lung cancer, which is the most common cancer in the world, is mainly the result of smoking and the risk increases in heavy smokers (52). Further, several studies reported low intakes of fruits, vegetables and related nutrients in lung cancer patients (53, 54). Hence, it is possible to prevent lung cancer by stopping the prevalence of smoking and by increasing fruit and vegetable consumption. Furthermore, dietary habits and physical activity contribute to breast cancer, which is the second most common cancer in the world and the most common cancer among women. Excess adiposity and hormonal mechanisms appeared to play key roles in breast cancer progress, and are effected by dietary intake during childhood and adolescence (51, 55, 56). Hence, maintaining a healthy weight throughout life can minimize the chances of breast cancer. Another type of cancer that is strongly associated with diet is colorectal cancer. High intakes of meat and fat, and low intakes of fruits and vegetables, dietary fiber, vitamins and minerals are related to an increased risk of colorectal cancer (57). Hence, minimizing or stopping the consumption of meat, especially preserved meats, can reduce the risk of this cancer. Stomach cancer was the main cause of mortality globally, but is currently decreasing in industrialized countries. It is associated with dietary habits and vitamin C intake (48). *Helicobacter pylori* infection is considered to be a type I carcinogen and as the strongest known risk factor of gastric cancer (58). Cancers caused by infections are three times lower in developed countries than in developing ones. It is important to avoid the infection in order to prevent cancer, and that can be achieved by eating food that is properly prepared, drinking water from clean sources, taking vitamins according to the recommended dietary allowance, and avoiding the extensive use of antibiotics in order to reduce antibiotic resistant strains (51).

Chronic Respiratory Diseases (CRDs)

CRDs cover a wide range of diseases in the airways and the other structures of the lungs. Most of the morbidity and mortality of CRDs is increased with age. CRDs include chronic obstructive pulmonary disease (COPD), occupational lung diseases, asthma

and respiratory allergies, sleep apnoea syndrome, and pulmonary hypertension. Asthma and COPD account for most of the deaths among CRDs in low and middle-income countries (59–61). Genetic and environmental factors are the risk factors of CRDs; environmental factors are more dominant. These factors include air pollution exposure, including tobacco smoke and second-hand tobacco smoke, indoor and outdoor air pollution, occupational exposures, and socioeconomic factors (62, 63).

CRDs are not fully reversible and are partially preventable (64). During pregnancy, maternal smoking contributes to lung dysfunction in children at birth. Further, in early life, a child's health affects their subsequent respiratory health. Thus, following a healthy lifestyle in the early ages of life, avoiding respiratory infections, and avoiding environmental and occupational agents can effectively prevent CRDs. Preventing exposure to indoor and outdoor pollutants can be achieved by filtration and ventilation, in addition to the use of natural gas (27).

Diabetes Mellitus

Diabetes has attracted global attention due to its elevating prevalence and incidence. It is not only a chronic disease, but also an acutely life-threatening condition. Further, it may cause other serious diseases such as heart diseases, kidney failure, and eye damage, which may subsequently lead to blindness, and foot ulcers, which may require limb amputation. The main two types of diabetes are both lead to hyperglycemia. In type 1, the pancreatic β -cells cannot produce a sufficient amount of insulin, while in type 2, the body cells cannot respond properly to insulin (64). Other types of diabetes involve gestational diabetes mellitus, which occurs in pregnant women with glucose intolerance (65), and type 3 diabetes, which is associated with Alzheimer's disease, where neurons in the brain cannot respond to insulin (66). While diabetes can be partially inherited, several lifestyle factors, such as obesity, high sugar consumption, and lack of physical activity can significantly contribute to the progress diabetes. However, lifestyle changes can prevent diabetes and the long-term complications of diabetes. Patients with type 2 diabetes can control or even reverse the diabetes by changing their lifestyle and eating habits. The term "healthy dietary pattern" includes a variety of diets and nutritional factors, for example, reducing the consumption of red and processed meat, sugar-sweetened beverages and alcohol, while increasing the consumption of whole-grain products (67).

MANAGEMENT OF RISK FACTORS AND NCDs

The following sections outline the developed and proposed strategies to manage NCDs and their risk factors from several perspectives.

Management of Risk Factors

The most common causes of NCDs are metabolic and behavioral risk factors and can be largely preventable by several available means. Most global discussions concern the risk factors of self-management (tobacco and alcohol consumption, physical activity, weight, food, and dental health care) and focus on the

role of individual responsibility to manage the risk factors of NCDs. Health care specialists should educate patients about their nutrition value and raise the profile of didactics, practicums, and workshops in daily practice (68). Further, the management of NCDs is the priority of the public health sector in most countries, because management in society is the main direction of NCD prevention strategies. Interventions are used in public health management in an effort to promote good health behavior. For example, India, with its wide sociocultural, economic, and geographical diversity, is implementing multi-sectoral (partnership between different sectors) actions to prevent NCDs, including school health programs, initiatives of National Cancer Control Programme, National Trauma Control program, National Program for Control of Blindness, National Mental Health Programme, the National Tobacco Control Program, and the National Program for Control of Diabetes, Stroke, and Cardiovascular Diseases initiatives (69). From another approach, researchers also highlight the environmental factors (air pollution, climate changes, sunlight) and their impact on NCD development. Air pollution will be an important challenge in the future and new technologies, such as microchips, will have more of an impact in air monitoring (27).

Since diet is a common risk factor among most NCDs, it attracts more attention in an effort to find effective strategies to provide healthy food to the community and at all stages of life. Evidence-based nutrition interventions should be a global health priority and the role of the dietary fat studied should be a modifiable variable in the prevention of NCDs (29). Recent evidence suggests that a diet that is high in healthy fat and rich in unsaturated fatty acids prevents the development of metabolic diseases and reduces cardiovascular events (29). Many interventions addressing poverty and development have an impact on NCD prevalence and risk (69). The current evidence is limited to diets, and a positive effect of agricultural-based food security programs on diet indicators has been suggested (7). A suboptimal diet is the leading risk factor for NCDs and consumption of specific foods, rather than macronutrients or micronutrients; it may be the most significant risk factor for NCDs (70). Strategic health communication in the population-wide intervention includes engaging the food industry in order to reduce the salt content in foods (71). The concept of a sustainable diet combines health and environmental concerns and includes the abovementioned risk factors as part of the recommendations to reduce processed meat consumption and to increase whole-grain consumption (72). Lifestyle activities include healthy diets and focus on limiting the use of salt, sugar, and saturated fats (73). While our body can synthesize many of the molecules required to function properly, essential nutrients are obtained from food. Carbohydrates, proteins, and fats are the primary components of food. Minerals are inorganic essential nutrients that must be obtained from food. The omega-3 alpha-linolenic and the omega-6 linoleic acids are essential fatty acids that are needed to make some membrane phospholipids. Vitamins (B, C, A, D, E, and K) are the classes of essential organic molecules (such as cofactors) that are required in small quantities for most enzymes to function properly. The absence or low levels of vitamins can have a dramatic effect on health. A focus on the

need to meet adequate dietary intakes of essential nutrients (74) through a healthy diet is considered to be very significant for the aging society (74). Food supplements are concentrated sources of nutrients (minerals and vitamins) or other substances with a nutritional or physiological effect, which are marketed in the form of pills, capsules, and/or liquids (Table 1). These dietary supplements offer many benefits, including the maintaining of an adequate intake of certain nutrients, to correct nutritional deficiencies, or to support specific physiological functions. Recently, researchers have been looking for new solutions to implement an efficient food production process and to discover the benefits of starch waste on human health.

Management of NCDs

NCDs are the silent killers threatening health without showing any symptoms until the problem progresses to an advanced stage. Patients with NCDs, or people with a susceptibility to develop one, need long-term care that is personalized, proactive, and sustainable. Primary health care can organize and deliver healthcare strategies to manage NCDs in each community and to detect diseases at early stages. Thus, they can significantly overcome the challenges linked to a high cost in the health sector. For example, several studies have proved that lifestyle factors have direct links to cancer risk and changing lifestyles, in a positive approach, can considerably minimize the cancer burden. The main risk factors of cancer are age, gender, alcohol, smoking, family disease history, and food (90–92). Cancer can be prevented by changing behavior: dietary improvements, physical activity, weight control, obesity management, tobacco prevention, safe sex and control of oncogenic viruses, sun protection, medications, and lower alcohol consumption (26).

A dramatic decrease in all cardiovascular disease-related deaths has been recorded in high-income countries, whereas a significant increase was registered in low and middle-income countries (93, 94). Checkley et al. reported on NCDs' management in low and middle-income countries (95). While some people in these countries can access the same treatments that are available in high-income countries, the majority of the population lacks access. The main obstacle causes an increase in the number of patients with NCDs in low and middle-income communities is the absence of a well-designed plan to stop disease occurrence and spreading. Each country needs to prepare its management plan, not just with coping models from high-income countries. Several successful models have been verified, taking into consideration the low-cost strategies to prevent, diagnose and treat NCDs. For example, a cost-effective strategy has been developed in Kenya to diagnose diabetes and hypertension in the early stages of life. While health workers are visiting homes to examine human immunodeficiency virus (HIV) infection, they also measure blood glucose levels and blood pressure. Further, type 2 diabetes is a global pandemic that highly affects human health and global economic development (96). The International Diabetes Federation reported that there were 415 million people living with type 2 diabetes in 2015, and estimated that the number by 2040 might increase to 642 million, which is attributable to genetic and environmental factors (96). The genetic–environmental interaction induces insulin resistance and

TABLE 1 | Types of food supplements.

Type of food supplements	Role	Examples
Vitamins (75, 76)	organic chemical compounds that low or high intake level can cause certain diseases or symptoms	- Water-soluble vitamins: C, B ₁ , B ₂ , B ₅ , B ₆ , B ₉ , B ₁₂ - Fat-soluble vitamins: A, D, E, K
Dietary minerals (77–79)	chemical elements indispensable for life. Some minerals are essential for the enzymes to function properly	K, Cl, N, Ca, P, Mg, Fe, Zn, Mn, Cu, I, Se, Co
Proteins and amino acids (80, 81)	Amino acids are the building blocks of proteins, classified into two classes: essential cannot be synthesized in the body and required in the diet and non-essential that synthesized in the body.	- Essential: histidine, isoleucine, leucine, lysine, methionine, phenylalanine, valine - Non-essential: Alanine, serine, asparagine, aspartic acid, glutamic acid
Bodybuilding supplements (81–83)	Dietary supplements used by people involved in bodybuilding, weightlifting, and athletics	food products with high protein contents, essential fatty acids, weight loss products
Essential fatty acids (84, 85)	Nutrients cannot be synthesized in the body and required in the diet	Alpha-linolenic acid (omega-3 fatty acid), linoleic acid (omega-6 fatty acid)
Natural products (86, 87)	Extract from plants, animals, algae, fungi, or lichens	Ginkgo biloba, curcumin, cranberry
Probiotics (88, 89)	Living microorganisms (bacteria, yeast) that orally consumed to offer benefits for the digestive system	<i>Leuconostocmesenteroides</i> , <i>Lactobacillus plantarum</i> , <i>Pediococcus pentosaceus</i> , <i>Lactobacillus brevis</i> , <i>Leuconostocitreum</i> , <i>Leuconostocargentinum</i> , <i>Lactobacillus paraplantarum</i> , <i>Lactobacillus coryniformis</i> , <i>Bifidobacterium bifidum</i> , <i>Streptococcus thermophilus</i>

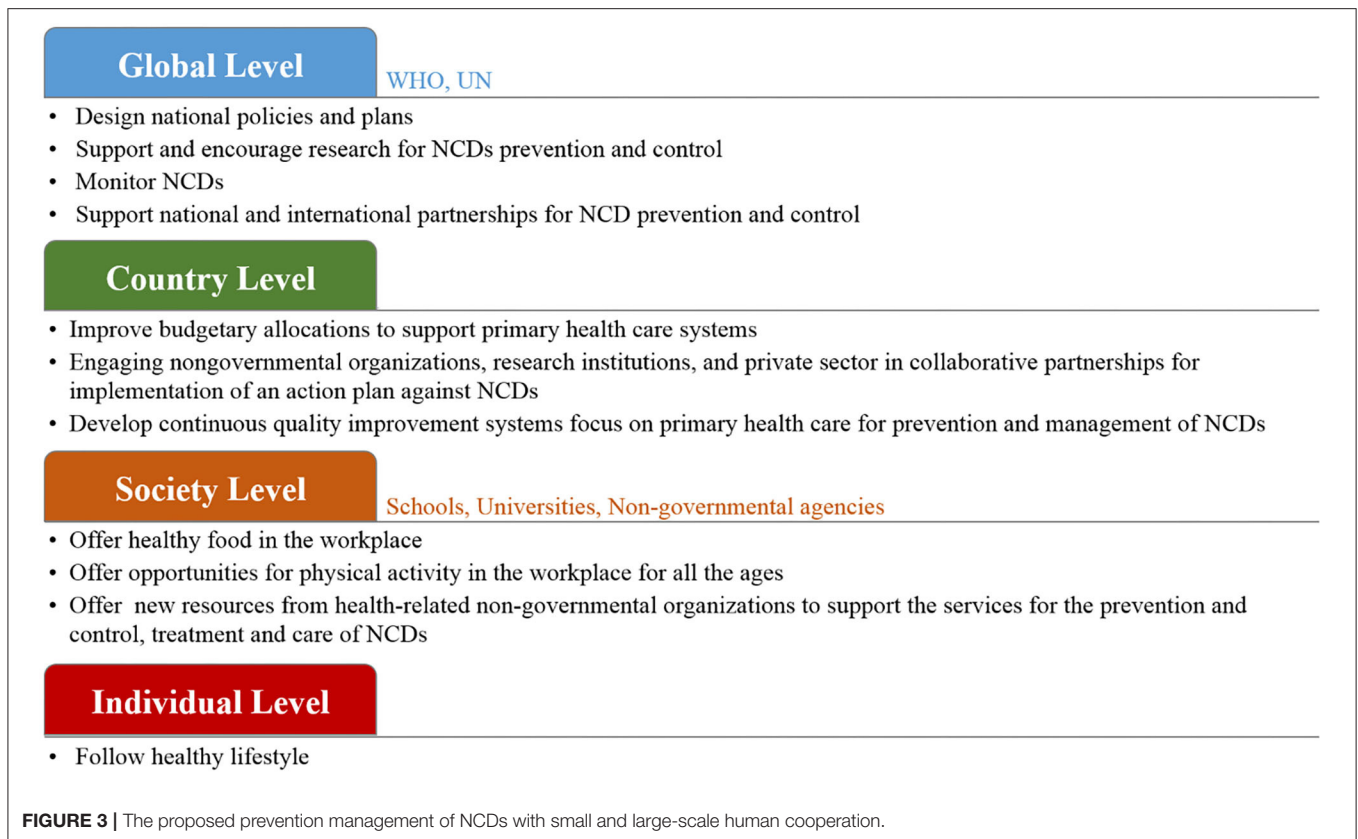
β -cell dysfunction (96). The epidemic of type 2 diabetes in recent decades has not only attributed to the alteration of the gene pool, but environmental changes also play significant roles in the rapid increase in the prevalence of type 2 diabetes (96). However, global diabetes mellitus epidemics require the looking for innovative approaches to prevention (7).

Contemporary Prevention Strategy of NCDs

The prevention strategies of NCDs can include small and large-scale human cooperation (Figure 3). The importance of preventing NCDs arises from the direct impact of NCDs on the decreasing rate of national income. Loss productivity on a large-scale is the result of the inability to work and the frequent absence threats to the national economy. The management strategy to prevent NCDs is based on risk factor management that addresses individual, society, country, and global levels, with actions, such as resource allocation, multi-sectoral partnership, knowledge and information management and innovations. The most critical dimension of the prevention strategy is lifestyle management at the individual level and with a focus on actions, such innovations, which can help the society to increase the awareness of risk factors management, to take health policy decisions at a country level and to develop a health strategy at the global level. The importance of leadership for the change management process is underscored and requires the creation of new approaches to the prevention of NCDs (96, 97).

At the global level, WHO and UN agencies can work together to design policies and strategies to reduce the risk of NCDs (98, 99). It is important to monitor NCDs and to assess

their progress at the national, regional and global levels. These organization can support research and encourage collaborations among national and international health agencies and academic institutions. Further, tobacco smoke, as a common factor of the four main types of NCDs, must be put under control. The WHO offers help to smokers who have the desire to stop using tobacco products and to implement rules to propose a smoke-free environment. Further, WHO can, by law, protect tobacco control policies from the commercial interests of the tobacco industry. At the country level, each government needs to design its plan based on its economy. Several low-cost and highly effective strategies are available to prevent and manage NCDs (100–103). For example, encouraging people to play sports for physical activity is the most effective factor that can easily influence the prevention of NCDs, and at the same it is time and cost-effective. Moreover, improved budgetary allocations to support primary health care systems should be put in place in order to provide health services to all community members. To achieve large-scale progress, collaboration between governments and various non-governmental organizations, schools, and universities, to provide advice on lifestyle modifications and to warn people about the risks of NCDs, is in high demand. At the society level, research centers and institutes can significantly contribute to the prevention of NCDs by conducting research projects and programs. Focusing research on food biotechnology and agriculture has a direct influence on NCDs risk (7, 104). The development of diagnostic tools allows for the rapid detection of NCDs biomarkers with high sensitivity to help detect diseases at their early stages, which subsequently contributes to easier treatment and fast cures (105–107). However, in



order to reach the highest attainable standard of health, it is important to encourage individuals and families to follow a healthy lifestyle in order to get an effective response for prevention and the control of NCDs and to improve health outcomes (100, 108).

CONCLUSIONS

In modern society, NCDs are the main challenge in health systems. Risk factor management is essential in NCDs' management. The management of NCDs requires many strategies from several perspectives and on different levels, including the individual and country levels. Based on the hypotheses that were raised during the above scientific discussion, it can be concluded that modern strategies for the management of NCDs should be oriented toward the individual level, where the individual is responsible for their health by simply following a healthy lifestyle. It is important to combine modern scientific achievements and innovative decisions, with regard to the rationality of nutrition and positive effects on human health. Governments and international organizations should make people aware of their health and their environment to make the world a safe and healthy place. From another perspective, support research to find new techniques to improve

food biotechnology is in high demand. Further, finding rapid and sensitive diagnostic platforms to detect NCDs at the point-of-care offers huge benefits to personnel and the healthcare system. The innovations are vital to address the growing crisis of NCDs successfully, and most often use lifestyle projects, the promotion of healthy eating behaviors and smoking cessation. We believe that there is a need to look for further innovations to build better lives in society.

AUTHOR CONTRIBUTIONS

The manuscript was prepared by AB, SD, and RK. Writing review and editing was done by AB, SD, DS, KO, PS-G, GP, AK, SK, and RK. Final revision and approval was done by RK. All authors contributed to the article and approved the submitted version.

FUNDING

This research was funded by the European Regional Development Fund according to the supported activity Attracting scientists from abroad to carry out research (RK) under Measure No. 01.2.2-LMT-K-718 (project No. 01.2.2-LMT-K-718-02-0012).

REFERENCES

- World Health Organization. *Noncommunicable Diseases (NCD)*. (2019). Available online at: https://www.who.int/gho/ncd/mortality_morbidity/en/ (accessed January 03, 2020).
- World Health Organization. *Global Action Plan: For the Prevention and Control of Non-communicable Diseases*. (2013–2020). Available online at: https://apps.who.int/iris/bitstream/handle/10665/94384/9789241506236_eng.pdf (accessed January 13, 2020).
- Noor NAM, Yap SF, Liew KH, Rajah E. Consumer attitudes toward dietary supplements consumption: implications for pharmaceutical marketing. *Int J Pharm Healthc Mark*. (2014) 8:6–26. doi: 10.1108/IJPHM-04-2013-0019
- Sithey G, Li M, Thow MA. Strengthening non-communicable disease policy with lessons from Bhutan: linking gross national happiness and health policy action. *J Public Health Policy*. (2018) 39:327–42. doi: 10.1057/s41271-018-0135-y
- Goetzke BI, Spiller A. Health-improving lifestyles of organic and functional food consumers. *Brit Food J*. (2014) 116:510–26. doi: 10.1108/BFJ-03-2012-0073
- Yang ZY, Yang Z, Zhu L, Qiu C. Human behaviors determine health: strategic thoughts on the prevention of chronic non-communicable diseases in China. *Int J Behav Med*. (2011) 18:295–301. doi: 10.1007/s12529-011-9187-0
- Pullar J, Allen L, Townsend N, Williams J, Foster C, Roberts N, et al. The impact of poverty reduction and development interventions on non-communicable diseases and their behavioural risk factors in low and lower-middle income countries: a systematic review. *PLoS ONE*. (2018) 13:e0193378. doi: 10.1371/journal.pone.0193378
- Na L, Wu X, Feng R, Li J, Han T, Lin L, et al. The harbin cohort study on diet, nutrition and chronic non-communicable diseases: study design and baseline characteristics. *PLoS ONE*. (2015) 10:e0122598. doi: 10.1371/journal.pone.0122598
- International Diabetes Federation. *IDF Diabetes Atlas*. 7th Edn. Brussels: International Diabetes Federation (2015).
- Kahn SE, Cooper ME, Del PS. Pathophysiology and treatment of type 2 diabetes: perspectives on the past, present, and future. *Lancet*. (2014) 383:1068–83. doi: 10.1016/S0140-6736(13)62154-6
- Aune D, Ursin G, Veierød MB. Meat consumption and the risk of type 2 diabetes: a systematic review and meta-analysis of cohort studies. *Diabetologia*. (2009) 52:2277–87. doi: 10.1007/s00125-009-1481-x
- Imamura F, O'Connor L, Ye Z, Mursu J, Hayashino Y, Bhupathiraju SN, et al. Consumption of sugar sweetened beverages, artificially sweetened beverages, and fruit juice and incidence of type 2 diabetes: systematic review, meta-analysis, and estimation of population attributable fraction. *BMJ*. (2015) 351:h3576. doi: 10.1136/bmj.h3576
- World Health Organization Technical Report Series. *Diet, Nutrition and the Prevention of Chronic Diseases*. Geneva: WHO (2003). p. 1–149.
- Fair Society. *Healthy Lives: Strategic Review of Health Inequalities in England Post 2010*. London, UK: Marmo Review (2010).
- World Health Organization. *Noncommunicable Diseases: Key Facts*. (2018). Available online at: <https://www.who.int/news-room/fact-sheets/detail/noncommunicable-diseases>
- Barker DJP. *In utero programming of chronic disease*. *Clin Sci*. (1998) 95:115–28. doi: 10.1042/cs0950115
- Gluckman PD, Hanson MA. Adult disease: echoes of the past. *Euro J Endocrin*. (2006) 155 (Suppl. 1):S47–50. doi: 10.1530/eje.1.02233
- Jefferis BJMH, Power C, Hertzman C. Birth weight, childhood socioeconomic environment, and cognitive development in the 1958 British birth cohort study. *BMJ*. (2002) 325:305. doi: 10.1136/bmj.325.7359.305
- Dietz WH. Health consequences of obesity in youth: childhood predictors of adult disease. *Pediatrics*. (1998) 101 (Suppl. 2):518–25.
- Mikkelsen B, Williams J, Rakovac I, Wickramasinghe K, Hennis A, Shin HR, et al. Life course approach to prevention and control of non-communicable diseases. *BMJ*. (2019). 364:l257. doi: 10.1136/bmj.l257
- Pechmann C, Levine L, Loughlin S, Leslie F. Impulsive and self-conscious: adolescents' vulnerability to advertising and promotion. *J Public Policy Mark*. (2005) 24:202–21. doi: 10.1509/jppm.2005.24.2.202
- World Health Organization (EURO). *The Health and Well-Being of Men in the WHO European Region: Better Health Through a Gender Approach*. (2018). Available online at: <http://www.euro.who.int/en/health-topics/health-determinants/gender/publications/2018/the-health-and-well-being-of-men-in-the-who-european-region-better-health-through-a-gender-approach-2018> (accessed January 13, 2020).
- World Health Organization. (2016). *Good Maternal Nutrition the Best Start in Life*. WHO. Available online at: http://www.euro.who.int/__data/assets/pdf_file/0008/313667/Good-maternal-nutrition-The-best-start-in-life.pdf?ua=1 (accessed January 13, 2020).
- Billingsley M. New advice on physical activity aims to prevent chronic disease from early years. *BMJ*. (2016) 343:d4457. doi: 10.1136/bmj.d4457
- Martorell R, Kettel Khan L, Hughes ML, Grummer-Strawn LM. Overweight and obesity in preschool children from developing countries. *Int J Obesity*. (2000) 24:959–67. doi: 10.1038/sj.ijo.0801264
- Stein CJ, Colditz GA. Modifiable risk factors of cancer. *Br J Cancer*. (2004) 90:299–303. doi: 10.1038/sj.bjc.6601509
- Schultze F, Gao X, Virzonis D, Damiati S, Schneider MR, Kodzius R. Air quality effects on human health and approaches for its assessment through microfluidic chips. *Genes*. (2017) 8:244. doi: 10.3390/genes8100244
- Kumar A. The impact of obesity on cardiovascular disease risk factor. *Asian J Med Sci*. (2019) 10:21294. doi: 10.3126/ajms.v10i1.21294
- Billingsley HE, Carbone S, Lavie CJ. Dietary fats and chronic noncommunicable diseases. *Nutrients*. (2018) 10:1385. doi: 10.3390/nu10101385
- Katileviciute A, Plakys G, Budreviciute A, Onder K, Damiati S, Kodzius RA. Slight wheat bran: high value-added products. *Biomolecules*. (2019) 9:887. doi: 10.3390/biom9120887
- WHO/FAO. *Diet, Nutrition and the Prevention of Chronic Diseases. Draft Joint WHO/FAO Consultation on Diet Nutrition and the Prevention of Chronic Disease*. (2003). Available online at: <https://www.who.int/dietphysicalactivity/publications/trs916/en/> (accessed January 13, 2020).
- WHO. (2002). *The World Health Report 2002*. Geneva: WHO.
- Drewnowski A, Popkin BM. The nutrition transition: new trends in the global diet. *Nut Rev*. (1997) 55:31–43. doi: 10.1111/j.1753-4887.1997.tb01593.x
- Popkin BM. Nutrition transition and the global diabetes epidemic. *Curr Diab Rep*. (2015) 15:64. doi: 10.1007/s11892-015-0631-4
- The Lancet Global Health. Getting to the heart of non-communicable diseases. (2018) 6:e933. doi: 10.1016/S2214-109X(18)30362-0
- Marmot M. Social causes of social inequalities in health. In: Anand S, Fabienne P, Sen A, editors. *Public Health, Ethics, and Equity*. Oxford: Oxford University Press (2004). p. 37–46.
- Lundberg O, Åberg YM, Stjärne M, Björk L, Fritzell J. *The Nordic Experience: Welfare States and Public Health*. Stockholm. Centre for Health Equity Studies (2008). Available online at: https://www.chess.su.se/polopoly_fs/1.54170.1321266667!/menu/standard/file/NEWS_Rapport_080819.pdf
- Yang JS, Mamudu HM, John R. Incorporating a structural approach to reducing the burden of non-communicable diseases. *Global Health*. (2018) 14:66. doi: 10.1186/s12992-018-0380-7
- Krieger N. Theories for social epidemiology in the 21st century: an ecosocial perspective. *Int J Epidemiol*. (2001) 30:668–77. doi: 10.1093/ije/30.4.668
- Krieger N. *COVID-19 Pandemic Highlights Longstanding Health Inequities in U.S.* Harvard T.H. Chan School of Public Health (2020). Available online at: <https://www.hsph.harvard.edu/news/hsph-in-the-news/covid-19-pandemic-highlights-longstanding-health-inequities-in-u-s/> (accessed August 11, 2020).
- Blundell HJ, Hine P. Non-communicable diseases: ditch the label and recapture public awareness. *Int Health*. (2019) 11:5–6. doi: 10.1093/inthealth/ihy063
- World Health Organization. *Noncommunicable Diseases: Key Facts*. (2018). Available online at: <https://www.who.int/news-room/fact-sheets/detail/noncommunicable-diseases> (accessed January 22, 2020).
- Benjamin EJ, Virani SS, Callaway CW, Chamberlain AM, Chang AR, Cheng S, et al. Heart disease and stroke statistics—2018 update: a report from the American heart association. *Circulation*. (2018) 137:e67–492. doi: 10.1161/CIR.0000000000000573
- Popkin BM, Horton SH, Kim S. *The Nutrition Transition and Prevention of Diet-Related Diseases in Asia and the Pacific*. Washington, DC: International Food Policy Research Institute (IFPRI) (2001).

45. Brands A, Yach D. *NMH Reader. Women and the Rapid Rise of Noncommunicable Diseases*. World Health Organization (2002). Available online at: https://apps.who.int/iris/bitstream/handle/10665/67256/WHO_NMH_02.01.pdf;jsessionid=92EE99BB43827D58A0DFDCD7A7E5F5AE?sequence=1 (accessed January 22, 2020).
46. Aune D, Norat T, Romundstad P, Vatten LJ. Whole grain and refined grain consumption and the risk of type 2 diabetes: a systematic review and dose-response meta-analysis of cohort studies. *Eur J Epidemiol*. (2013) 28:845–58. doi: 10.1007/s10654-013-9852-5
47. Fung TT, Hu FB, Pereira MA, Liu S, Stampfer MJ, Colditz GA, et al. Whole-grain intake and the risk of type 2 diabetes: a prospective study in men. *Amer J Clin Nutr*. (2002) 76:535–40. doi: 10.1093/ajcn/76.3.535
48. Centers for Disease Control and Prevention(US), National Center for Chronic Disease Prevention and Health Promotion(US), Office on Smoking and Health(US). *How Tobacco Smoke Causes Disease: The Biology and Behavioral Basis for Smoking-Attributable Disease: A Report of the Surgeon General*. Atlanta, GA: Centers for Disease Control and Prevention (2010).
49. Joint WHO/FAO. *Expert Consultation on Diet, Nutrition and the Prevention of Chronic Diseases*. Geneva, Switzerland (2002). Available online at: <https://www.who.int/news-room/fact-sheets/detail/cancer> (accessed January 22,2020).
50. Willet MC. Diet, nutrition, and avoidable cancer. *Environ Health Perspect*. (1995) 103:S165–70. doi: 10.1289/ehp.95103s8165
51. Vainio H, Bianchini F. Weight control and physical activity. In: *IARC Handbooks of Cancer Prevention*. Vol. 6. Lyon: IARC Press (2002).
52. International Agency for Research on Cancer. Cancer: causes, occurrence and control. In: Thomas L, Aitio O, Day NE, Heseltine E, Kadlors J, Miller AB, Parkin DM, Riboli, editors. *Lyon, International Agency for Research on Cancer*. Lyon: IARC Scientific Publications (1990).
53. Ferlay J. *Globocan 2000: Cancer Incidence, Mortality and Prevalence Worldwide. Version 1.0*. Lyon: International Agency for Research on Cancer (2001).
54. Potter J. *Food, Nutrition and the Prevention of Cancer: A Global Perspective*. Washington, DC: World Cancer Research Fund/American Institute for Cancer Research (1997).
55. Nutritional Aspects of the Development of Cancer. Report of the working group on diet and cancer of the committee on medical aspects of food and nutrition policy. *Rep Health Soc Subj*. (1998) 48:i–xiv:1–274.
56. Key TJ, Verkasalo PK, Banks E. Epidemiology of breast cancer. *Lancet Oncol*. (2001) 2:133–40. doi: 10.1016/S1470-2045(00)00254-0
57. Norat T, Lukanova A, Ferrari P, Riboli E. Meat consumption and colorectal cancer risk: a dose–response meta-analysis of epidemiological studies. *Int J Cancer*. (2002) 98:241–56. doi: 10.1002/ijc.10126
58. Wroblewski LE, Peek RM J, Wilson KT. Helicobacter pylori and gastric cancer: factors that modulate disease risk. *Clin Microbiol Rev*. (2010) 23:713–39. doi: 10.1128/CMR.00011-10
59. Navarro-Torné A, Vidal M, Trzaska DK, Passante L, Crisafulli A, Laang H, et al. Chronic respiratory diseases and lung cancer research: a perspective from the European Union. *Eur Resp J*. (2015) 46:1270–80. doi: 10.1183/13993003.00395-2015
60. Wang H, Naghavi M, Allen C, Barber RM, Bhutta ZA, Carter A, et al. Global, regional, and national life expectancy, all-cause mortality, and cause-specific mortality for 249 causes of death, 1980–2015: a systematic analysis for the Global burden of disease study 2015. *Lancet*. (2016) 388:1459–544. doi: 10.1016/S0140-6736(16)31012-1
61. de-Graft Aikins A, Unwin N, Agyemang C, Allotey P, Campbell C, Arhinful D. Tackling Africa's chronic disease burden: from the local to the global. *Global Health*. (2010) 6:5. doi: 10.1186/1744-8603-6-5
62. Bousquet J, Dahl R, Khaltaev N. Global alliance against chronic respiratory diseases. *Eur Respir J*. (2007) 29:233–9. doi: 10.1183/09031936.00138606
63. Leynaert B, Sunyer J, Garcia-Esteban R, Svanes C, Jarvis D, Cerveri I, et al. Gender differences in prevalence, diagnosis and incidence of allergic and non-allergic asthma: a population-based cohort. *Thorax*. (2012) 67:625–31. doi: 10.1136/thoraxjnl-2011-201249
64. Bellou V, Belbasis L, Tzoulaki I, Evangelou E. Risk factors for type 2 diabetes mellitus: an exposure-wide umbrella review of meta-analyses. *PLoS ONE*. (2018) 13:e0194127. doi: 10.1371/journal.pone.0194127
65. Gilmartin AB, Ural SH, Repke JT. Gestational diabetes mellitus. *Rev Obstet Gynecol*. (2008) 1:129–34.
66. De la Monte SM, Wands JR. Alzheimer's disease is type 3 diabetes-evidence reviewed. *J Diabetes Sci Technol*. (2008) 2:1101–13. doi: 10.1177/193229680800200619
67. Esposito K, Chiodini P, Maiorino MI, Bellastella G, Panagiotakos D, Giugliano D. Which diet for prevention of type 2 diabetes? a meta-analysis of prospective studies. *Endocrine*. (2014) 47:107–16. doi: 10.1007/s12020-014-0264-4
68. Johnston E, Mathews T, Aspary K, Aggarwal M, Gianos E. Strategies to fill the gaps in nutrition education for health professionals through continuing medical education. *Curr Atheroscler Rep*. (2019) 21:13. doi: 10.1007/s11883-019-0775-9
69. Arora M, Chauhan K, John S, Mukhopadhyay A. Multi-sectoral action for addressing social determinants of noncommunicable diseases and mainstreaming health promotion in national health programmes in India. *Indian J Commun Med*. (2011) 36:S43–9. doi: 10.4103/0970-0218.94708
70. Mutie PM, Giordano GN, Franks PW. Lifestyle precision medicine: the next generation in type 2 diabetes prevention? *BMC Med*. (2017) 15:171. doi: 10.1186/s12916-017-0938-x
71. Micha R, Khatibzadeh S, Shi P, Andrews KG, Engell RE, Mozaffarian D. Global, regional and national consumption of major food groups in 1990 and 2010: a systematic analysis including 266 country-specific nutrition surveys worldwide. *BMJ Open*. (2015) 5:e008705. doi: 10.1136/bmjopen-2015-008705
72. Webster J, Pillay A, Suku A, Gohil P, Santos JA, Schultz J, et al. Process evaluation and costing of a multifaceted population-wide intervention to reduce salt consumption in Fiji. *Nutrients*. (2018) 10:155. doi: 10.3390/nu10020155
73. Springmann M, Wiebe K, Mason-D'Croz D, Sulser TB, Rayner M, Scarborough P. Health and nutritional aspects of sustainable diet strategies and their association with environmental impacts: a global modelling analysis with country-level detail. *Lancet Planet Health*. (2018) 2:e451–61. doi: 10.1016/S2542-5196(18)30206-7
74. Bruins MJ, van Dael P, Eggersdorfer M. The role of nutrients in reducing the risk for noncommunicable diseases during aging. *Nutrients*. (2019) 11:85. doi: 10.3390/nu11010085
75. USDA. (2020). *U.S.D.o.A. Dietary Guidelines and MyPlate*. Available online at: <https://www.choosemyplate.gov/dietary-guidelines> (accessed February 16, 2020).
76. Fletcher RH, Fairfield KM. Vitamins for chronic disease prevention in adults. *JAMA*. (2002) 287:3127–9. doi: 10.1001/jama.287.2.3127
77. Castiglione D, Platania A, Conti A, Falla M, D'Urso M, Marranzano M. Dietary micronutrient and mineral intake in the mediterranean healthy eating, ageing, and lifestyle (MEAL) study. *Antioxidants*. (2018) 7:79. doi: 10.3390/antiox7070079
78. Higdon J. An evidence-based approach to vitamins and minerals: health benefits and intake recommendations. United States: Thieme Medical Publishers (2003). 253p.
79. Huskisson E, Maggini S, Ruf M. The role of vitamins and minerals in energy metabolism and well-being. *J Int Med Res*. (2007) 35:277–89. doi: 10.1177/147323000703500301
80. Damodaran S, Parkin KL, Fenema OR. *Fennema's Food Chemistry*. Boca Raton, FL: Taylor and Francis Group (2007). 1144p.
81. Wu G. Amino acids: metabolism, functions, and nutrition. *Amino Acids*. (2009) 37:1–17. doi: 10.1007/s00726-009-0269-0
82. Applegate EA, Grivetti LE. Search for the competitive edge: a history of dietary fads and supplements. *J Nutr*. (1997) 127:869–73. doi: 10.1093/jn/127.5.869S
83. Helms ER, Aragon AA, Fitschen PJ. Evidence-based recommendations for natural bodybuilding contest preparation: nutrition and supplementation. *J Int Soc Sports Nutr*. (2014) 11:20. doi: 10.1186/1550-2783-11-20
84. Simopoulos AP. Essential fatty acids in health and chronic disease. *Am Clin Nutr*. (1999) 70:560–9. doi: 10.1093/ajcn/70.3.560s
85. Kris-Etherton PM, Harris WS, Appel LJ. Fish consumption, fish oil, omega-3 fatty acids, and cardiovascular disease. *Circulation*. (2002) 106:2747–57. doi: 10.1161/01.CIR.0000038493.65177.94

86. Harvey AL. Natural products in drug discovery. *Drug Discov Today*. (2008) 13:894–901. doi: 10.1016/j.drudis.2008.07.004
87. Dias DA, Urban S, Roessner U. A historical overview of natural products in drug discovery. *Metabolites*. (2012) 2:303–36. doi: 10.3390/metabo2020303
88. Kaur IP, Chopra K, Saini A. Probiotics: potential pharmaceutical applications. *Eur J Pharm Sci*. (2002) 15:1–9. doi: 10.1016/S0928-0987(01)00209-3
89. Parvez S, Malik KA, Kang SA, Kim HY. Probiotics and their fermented food products are beneficial for health. *J App Microbiol*. (2006) 100:1171–85. doi: 10.1111/j.1365-2672.2006.02963.x
90. Curry S, Byers T, Hewitt M. *Fulfilling the Potential of Cancer Prevention and Early Detection*. Washington DC: National Academy Press (2003).
91. Jhajharia S, Verma S, Kumar R. Risk factors, susceptibility, and machine learning techniques for cancer prediction. *Drug Intervent Today*. (2018) 10:580–92.
92. Thun MJ, DeLancey JO, Center MM, Jemal A, Ward EM. The global burden of cancer: priorities for prevention. *Carcinogenesis*. (2010) 31:100–10. doi: 10.1093/carcin/bgp263
93. Roth GA, Johnson C, Abajobir A, Abd-Allah F, Abera SF, Abyu G, et al. Global, regional, and national burden of cardiovascular diseases for 10 causes, 1990 to 2015. *J Am Coll Cardiol*. (2017) 70:1–25. doi: 10.1016/j.jacc.2017.04.052
94. Rarau P, Pulford J, Gouda H, Phuanukoonon S, Bullen C, Scragg R, et al. Socio-economic status and behavioural and cardiovascular risk factors in Papua New Guinea: a cross-sectional survey. *PLoS ONE*. (2019) 14:e0211068. doi: 10.1371/journal.pone.0211068
95. Checkley W, Ghannem H, Irazola V, Kimaiyo S, Levitt NS, Miranda JJ, et al. Management of NCD in low- and middle-income countries. *Glob Heart*. (2014) 9:431–43. doi: 10.1016/j.ghart.2014.11.003
96. International Diabetes Federation. *IDF Diabetes Atlas*. 7th ed. Brussels: International Diabetes Federation (2015).
97. World Health Organization (WHO). *Global Action Plan for the Prevention and Control of NCDs 2013–2020*. (2013). Available online at: https://www.who.int/nmh/events/ncd_action_plan/en/ (accessed January 22, 2020).
98. Lim J, Chan MM, Alsagoff FZ, Ha D. Innovations in non-communicable diseases management in ASEAN: a case series. *Glob Health Action*. (2014) 7:25110. doi: 10.3402/gha.v7.25110
99. World Health Organization (WHO). *Package of Essential Noncommunicable (PEN) Disease Interventions for Primary Health Care in Low-resource Settings*. (2010). Available online at: https://www.who.int/nmh/publications/essential_ncd_interventions_lr_settings.pdf (accessed January 22, 2020).
100. Rogge J. Statement by Dr Jacques Rogge. In: Proceedings of High-level meeting of the UN General Assembly on the Prevention and Control of Non-communicable Diseases, New York, NY: New York (2018).
101. Lee IM, Shiroma EJ, Lobelo F, Puska P, Blair SN, Katzmarzyk PT. Effect of physical inactivity on major non-communicable diseases worldwide: an analysis of burden of disease and life expectancy. *Lancet*. (2012) 380:219–29. doi: 10.1016/S0140-6736(12)61031-9
102. Phillips CM, Chen LW, Heude B, Bernard JY, Harvey NC, Duijts L, et al. Dietary inflammatory index and non-communicable disease risk: a narrative review. *Nutrients*. (2019) 11:1873. doi: 10.3390/nu11081873
103. Zarocostas J. Need to increase focus on non-communicable diseases in global health, says WHO. *BMJ*. (2010) 341:c7065. doi: 10.1136/bmj.c7065
104. Francesco R, Anna L, Stineke O, Victor A, Gunhild S, Ruth R, et al. Transforming the food system to fight non-communicable diseases. *BMJ*. (2019) 364:l296. doi: 10.1136/bmj.l296
105. Damiati S, Küpcü S, Peacock M, Eilenberger C, Zamzami M, Qadri I, et al. Acoustic and hybrid 3D-Printed electrochemical biosensors for the real-time immunodetection of liver cancer cells (HepG2). *Biosens Bioelectron*. (2017) 94:500–6. doi: 10.1016/j.bios.2017.03.045
106. Damiati S, Peacock M, Leonhardt S, Baghdadi MA, Damiati L, Becker H, et al. Embedded disposable functionalized electrochemical biosensor with a 3D-printed flow-cell for detection of hepatic oval cells. *Genes*. (2018) 9:89. doi: 10.3390/genes9020089
107. Damiati S, Hersman C, Sjøpstad S, Peacock M, Whitley T, Davey P, et al. Sensitivity comparison of macro- and micro-electrochemical biosensors for human chorionic gonadotropin (hCG) biomarker detection. *IEEE Access*. (2019) 7:94048–58. doi: 10.1109/ACCESS.2019.2928132
108. Matheson GO, Klugl M, Engebretsen L, Bendiksen F, Blair SN, Borjesson M, et al. Prevention and management of noncommunicable disease: the IOC consensus statement, Lausanne 2013. *Clin J Sport Med*. (2013) 23:419–29. doi: 10.1097/JSM.00000000000000038

Conflict of Interest: KO was employed by the company Procomcure Biotech, GmbH.

The remaining authors declare that the research was conducted in the absence of any commercial or financial relationships that could be construed as a potential conflict of interest.

Copyright © 2020 Budreviciute, Damiati, Sabir, Onder, Schuller-Goetzburg, Plakys, Katileviciute, Khoja and Kodzius. This is an open-access article distributed under the terms of the Creative Commons Attribution License (CC BY). The use, distribution or reproduction in other forums is permitted, provided the original author(s) and the copyright owner(s) are credited and that the original publication in this journal is cited, in accordance with accepted academic practice. No use, distribution or reproduction is permitted which does not comply with these terms.