

Dynamics of a single mass vibrating system impacting into a deformable support

K. Ragulskis¹, L. Ragulskis²

¹Kaunas University of Technology, K. Donelaičio Str. 73, LT-44249, Kaunas, Lithuania

²Vytautas Magnus University, Vileikos Str. 8, LT-44404, Kaunas, Lithuania

¹Corresponding author

E-mail: ¹kazimieras3@hotmail.com, ²l.ragulskis@if.vdu.lt

Received 27 December 2019; received in revised form 16 March 2020; accepted 24 March 2020

DOI <https://doi.org/10.21595/mme.2020.21398>



Copyright © 2020 K. Ragulskis, et al. This is an open access article distributed under the Creative Commons Attribution License, which permits unrestricted use, distribution, and reproduction in any medium, provided the original work is properly cited.

Abstract. The investigated system comprises a mass attached by a deformable link to a fixed foundation, and an elastic-dissipative limiter of motion of that mass. Such types of systems are widely used in different technological devices and machines. This paper is devoted for the improvement of dynamical qualities of such systems. Free and forced stationary harmonic vibrations as well as the qualitative parameters of motions of the system are analyzed in this paper. Characteristics of vibrations are determined using analytical and numerical techniques. It is determined that for the case of zero fastening the values of eigenfrequencies of the system do not depend on the amplitude of excitation. Then the system has an infinite number of multiple eigenfrequencies. In the case of forced harmonic excitation single valued stable motions exist in the vicinity of the resonance. This gives rise to some qualities of the system which are useful in practical applications.

Keywords: limiter of motion, conservative system, natural frequencies, forced motions.

1. Introduction

This paper is focused on a nonlinear system which is characterized by two following features: first – the values of eigenfrequencies do not depend on the amplitude of excitation, and the second – an infinite number of eigenfrequencies does exist. The dynamics of such kind of systems has not been investigated in the existing literature.

Essentially nonlinear systems, two-dimensional transmissions, their dynamics and vibrations are analysed in [1]. Dynamics of vibromotors for precision microrobots is described in [2]. Resonances in nonlinear vibrating systems are investigated in [3]. Impact dynamics under periodic and transient excitations are analysed in [4]. Stabilization of periodic nonlinear systems is investigated in [5]. Analysis of behaviour of mechanical systems with impacts is performed in [6]. Periodic orbits of mechanical systems with impacts are analysed in [7]. Behaviour of a vibro-impact nonlinear energy sink is investigated in [8]. The dynamics of a particle impact with a wall is analysed in [9].

The investigated system is shown in Fig. 1, where m , C and H are the mass of the main vibrating part, the coefficients of stiffness and of viscous friction respectively; while C_0 and H_0 are the coefficients of stiffness and viscous friction of the limiter. The positions OO and O_0O_0 are positions of static equilibrium of the contact surfaces of the main part x and of the limiter x_0 respectively. By x_s the fastening of the system in the statical position is denoted. Positive values of x and x_0 are counted to the right from the position O_0O_0 .

The investigated system is described by the following differential equations:

$$\ddot{x} + (h + h_0)\dot{x} + (p^2 + p_0^2)x - p^2x_s = f\sin\omega t, \quad x \geq x_0, \quad (1)$$

$$\ddot{x} + h\dot{x} + p^2x - p^2x_s = f\sin\omega t, \quad x < x_0, \quad (2)$$

$$h\dot{x}_0 + p_0^2x_0 = 0, \quad x < x_0, \quad (3)$$

where:

$$h = \frac{H}{m}, \quad h_0 = \frac{H_0}{m}, \quad p^2 = \frac{C}{m}, \quad p_0^2 = \frac{C_0}{m}, \quad f = \frac{F}{m}, \quad \dot{\cdot} = \frac{d}{dt}. \quad (4)$$

Known methods are used for analytical and numerical investigations.

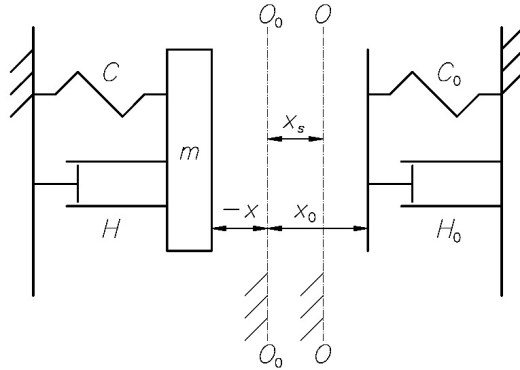


Fig. 1. Schematic representation of the system

2. Free damped vibrations, that is when $x_s = f = 0$

Case $x = x_0$, that is according to Eq. (1) it is assumed that this takes place in the interval:

$$t \in [0, T_a), \quad (5)$$

and at $t = 0: x = 0, \dot{x} = \dot{x}^-$, and at $t = T_a$ goes from the position $x = x_0$ to the position $x < x_0$ and:

$$\ddot{x} + 2(h + h_0)\dot{x} + (p^2 + p_0^2)x = 0, \quad (6)$$

has the solution:

$$x = C_1 e^{\lambda_1 t} + C_2 e^{\lambda_2 t}, \quad (7)$$

where:

$$\begin{aligned} \lambda^2 + 2(h + h_0)\lambda + (p^2 + p_0^2) &= 0, \\ \lambda_{1,2} &= -(h + h_0) \pm i \sqrt{p^2 + p_0^2 - (h + h_0)^2}, \quad i = \sqrt{-1}, \\ x &= e^{-(h+h_0)t} (C_1 \cos \sqrt{\cdot} t + C_2 \sin \sqrt{\cdot} t), \end{aligned} \quad (8)$$

where it is denoted:

$$\sqrt{\cdot} = \sqrt{p^2 + p_0^2 - (h + h_0)^2}. \quad (9)$$

C_1 and C_2 are found from the initial conditions of motion Eq. (7) at $t = 0$:

$$0 = e^{-(h+h_0) \cdot 0} C_1 \cos \sqrt{\cdot} 0 \Rightarrow C_1 = 0, \quad (10)$$

$$\dot{x}^- = e^{-(h+h_0)t} C_2 [-(h + h_0) \sin \sqrt{\cdot} t + \sqrt{\cdot} \cos \sqrt{\cdot} t] = C_2 \sqrt{\cdot} \Rightarrow C_2 = \frac{\dot{x}^-}{\sqrt{\cdot}}. \quad (11)$$

That is:

$$x = \frac{\dot{x}^-}{\sqrt{}} e^{-(h+h_0)t} \sin\sqrt{t}, \quad (12)$$

$$\dot{x} = e^{-(h+h_0)t} \frac{\dot{x}^-}{\sqrt{}} [-(h+h_0)\sin\sqrt{t} + \sqrt{\cos\sqrt{t}}], \quad (13)$$

$$\ddot{x} = \frac{\dot{x}^-}{\sqrt{}} e^{-(h+h_0)t} [(h+h_0)^2 \sin\sqrt{t} - (h+h_0)\sqrt{\cos\sqrt{t}} - (h+h_0)\sqrt{\cos\sqrt{t}} - (\sqrt{t})^2 \sin\sqrt{t}], \quad (14)$$

$$\ddot{x} = \frac{\dot{x}^-}{\sqrt{}} e^{-(h+h_0)t} \left\{ [(h+h_0)^2 - (\sqrt{t})^2] \sin\sqrt{t} - 2(h+h_0)\sqrt{\cos\sqrt{t}} \right\}.$$

At $t = T_a$ the Eq. (3) is not valid and Eqs. (2) and (5) are valid: into Eq. (2) solutions Eqs. (12) and (13) are substituted by assuming $t = T_a$, that is the moment of disconnection of x and x_0 :

$$\begin{aligned} \ddot{x} + 2h\dot{x} + p^2x &= \frac{\dot{x}^-}{\sqrt{}} e^{-(h+h_0)T_a} \left\{ [(h+h_0)^2 - (\sqrt{t})^2] \sin\sqrt{T_a} - 2(h+h_0)\sqrt{\cos\sqrt{T_a}} \right. \\ &\quad \left. + 2h[-(h+h_0)\sin\sqrt{T_a} + \sqrt{\cos\sqrt{T_a}}] + p^2\sin\sqrt{T_a} \right\} \\ &= \frac{\dot{x}^-}{\sqrt{}} e^{-(h+h_0)T_a} \left\{ [(h+h_0)^2 - (\sqrt{t})^2 - 2h(h+h_0) + p^2] \sin\sqrt{T_a} \right. \\ &\quad \left. + [-2(h+h_0) + 2h]\sqrt{\cos\sqrt{T_a}} \right\} \\ &= \frac{\dot{x}^-}{\sqrt{}} e^{-(h+h_0)T_a} \left\{ [(h+h_0)^2 - (p^2 + p_0^2) + (h+h_0)^2 - 2h(h+h_0) + p^2] \sin\sqrt{T_a} \right. \\ &\quad \left. - 2h_0\sqrt{\cos\sqrt{T_a}} \right\} \\ &= \frac{\dot{x}^-}{\sqrt{}} e^{-(h+h_0)T_a} \left\{ [-p_0^2 + 2h_0(h+h_0)] \sin\sqrt{T_a} - 2h_0\sqrt{\cos\sqrt{T_a}} \right\} = 0 \\ &\Rightarrow \tan\sqrt{T_a} = -\frac{2h_0\sqrt{\cos\sqrt{T_a}}}{p_0^2 - 2h_0(h+h_0)}. \end{aligned} \quad (15)$$

The same T_a must be obtained by substituting the solutions \dot{x} and x at T_a into Eq. (1), that is:

$$\begin{aligned} 2h_0\dot{x}_0 + p_0^2x_0|_{x=x_0|t=T_a} &\equiv -2h_0(h+h_0)\sin\sqrt{T_a} + 2h_0\sqrt{\cos\sqrt{T_a}} + p_0^2\sin\sqrt{T_a} = 0 \\ &\Rightarrow \tan\sqrt{T_a} = -\frac{2h_0\sqrt{\cos\sqrt{T_a}}}{p_0^2 - 2h_0(h+h_0)}. \end{aligned}$$

Further at $t \in (T_a, T_k)$ motion takes place according to the Eqs. (2) and (3) with initial parameters:

$$x(T_a) = \frac{\dot{x}^-}{\sqrt{}} e^{-(h+h_0)T_a} \sin\sqrt{T_a}, \quad \dot{x}(T_a) = \frac{\dot{x}^-}{\sqrt{}} e^{-(h+h_0)T_a} [-(h+h_0)\sin\sqrt{T_a} + \sqrt{\cos\sqrt{T_a}}]. \quad (16)$$

The solution of Eq. (2) in the interval:

$$t \in (T_a, T_0), \quad (17)$$

where:

$$x(T_0) = 0, \quad \dot{x}(T_0) = \dot{x}^+(T_0), \quad (18)$$

is:

$$x = e^{-h(t-T_a)} \left[D_1 \cos \sqrt{p^2 - h^2} (t - T_a) + D_2 \sin \sqrt{p^2 - h^2} (t - T_a) \right], \quad (19)$$

where D_1, D_2 are found according to the initial conditions Eq. (14):

$$\begin{aligned} x(T_a) &= D_1, \\ \dot{x}(T_a) &= -hD_1 \cos \sqrt{p^2 - h^2} 0 - h\sqrt{p^2 - h^2} D_2 \sin \sqrt{p^2 - h^2} 0 \\ &\quad - D_2 \sqrt{p^2 - h^2} \cos 0 = -D_1 h - D_2 \sqrt{p^2 - h^2}, \\ D_1 &= x(T_0), \\ \dot{x}(T_a) &= -hx(T_a) - \sqrt{p^2 - h^2} D_2 \Rightarrow D_2 = -\frac{\dot{x}(T_a)}{\sqrt{p^2 - h^2}} - \frac{h}{\sqrt{p^2 - h^2}} x(T_a). \end{aligned} \quad (20)$$

Eq. (20) minus Eq. (19) gives:

$$\begin{aligned} x &= e^{-h(t-T_a)} \left\{ x(T_a) \cos \sqrt{p^2 - h^2} (t - T_a) \right. \\ &\quad \left. - \frac{1}{\sqrt{p^2 - h^2}} [hx(T_a) + \dot{x}(T_a)] \sin \sqrt{p^2 - h^2} (t - T_a) \right\}, \\ \dot{x} &= e^{-h(t-T_a)} \left\{ -hx(T_a) \cos \sqrt{p^2 - h^2} (t - T_a) \right. \\ &\quad + \frac{h}{\sqrt{p^2 - h^2}} [hx(T_a) + \dot{x}(T_a)] \sin \sqrt{p^2 - h^2} (t - T_a) \\ &\quad \left. - x(T_a) \sqrt{p^2 - h^2} \sin \sqrt{p^2 - h^2} (t - T_a) - [hx(T_a) + \dot{x}(T_a)] \cos \sqrt{p^2 - h^2} (t - T_a) \right\} \\ &= e^{-h(t-T_a)} \left\{ -[2hx(T_a) + \dot{x}(T_a)] \cos \sqrt{p^2 - h^2} (t - T_a) \right. \\ &\quad \left. + \left[\left(\frac{h^2}{\sqrt{p^2 - h^2}} - \sqrt{p^2 - h^2} \right) x(T_a) + \frac{h}{\sqrt{p^2 - h^2}} \dot{x}(T_a) \right] \sin \sqrt{p^2 - h^2} (t - T_a) \right\} \\ &= e^{-h(t-T_a)} \left\{ -[2hx(T_a) + \dot{x}(T_a)] \cos \sqrt{p^2 - h^2} (t - T_a) \right. \\ &\quad \left. + \left[\frac{-p^2}{\sqrt{p^2 - h^2}} x(T_a) + \frac{h}{\sqrt{p^2 - h^2}} \dot{x}(T_a) \right] \sin \sqrt{p^2 - h^2} (t - T_a) \right\}, \\ \dot{x} &= e^{-h(t-T_a)} \left\{ -[2hx(T_a) + \dot{x}(T_a)] \cos \sqrt{p^2 - h^2} (t - T_a) \right. \\ &\quad \left. + \frac{1}{\sqrt{p^2 - h^2}} [-p^2 x(T_a) + h\dot{x}(T_a)] \sin \sqrt{p^2 - h^2} (t - T_a) \right\}. \end{aligned} \quad (21)$$

It is assumed that when $t = T$:

$$x(T) = 0, \quad \dot{x}(T) = \dot{x}^-(T), \quad T = T_a + T_b. \quad (22)$$

In the Eqs. (20), (21) by assuming $t = T$, that is $t - T_a = T_b$:

$$\begin{aligned} 0 &= e^{-h(T-T_a)} \left\{ x(T_a) \cos \sqrt{p^2 - h^2} (T - T_a) \right. \\ &\quad \left. - \frac{1}{\sqrt{p^2 - h^2}} [hx(T_a) + \dot{x}(T_a)] \sin \sqrt{p^2 - h^2} (T - T_a) \right\}, \end{aligned} \quad (23)$$

$$\begin{aligned} \dot{x} &= e^{-h(T-T_a)} \left\{ -[2hx(T_a) + \dot{x}(T_a)] \cos \sqrt{p^2 - h^2} (T - T_a) \right. \\ &\quad \left. + \frac{1}{\sqrt{p^2 - h^2}} [-p^2 x(T_a) + h\dot{x}(T_a)] \sin \sqrt{p^2 - h^2} (T - T_a) \right\}. \end{aligned} \quad (24)$$

From Eq. (23) T is determined and from Eq. (24) $\dot{x}^-(T)$.
The coefficient of restitution of velocity of the support is:

$$R_h = \frac{\dot{x}(T_a)}{x^-}, \quad (25)$$

by taking into account Eqs. (13) and (15):

$$R_h = \frac{e^{-(h+h_0)T_a}}{\sqrt{\quad}} [-(h+h_0)\sin\sqrt{T_a} + \sqrt{\quad}\cos\sqrt{T_a}], \quad (26)$$

or:

$$R_h = \frac{e^{-(h+h_0)T_a}}{\cos\sqrt{T_a}} \cdot \frac{p_0^2}{p_0^2 - 2h_0(h+h_0)}, \quad (27)$$

where T_0 is determined by the Eq. (15).

3. Vibrations of the conservative system

In this case in the Eqs. (1-3) it is assumed that:

$$h = h_0 = f = 0, \quad x_s > 0. \quad (28)$$

Two intervals of time are investigated: the first one:

$$t \in [0, \bar{T}_1], \quad x = x_0, \quad (29)$$

and the second one:

$$t \in [\bar{T}_1, \bar{T} = T_1 + T_2], \quad x < x_0. \quad (30)$$

In case of the first interval it is assumed:

$$t = 0: x = x_0 = 0, \quad \dot{x} = \dot{x}^- > 0, \quad (31)$$

$$t = \bar{T}_1: x = x_0 = 0, \quad \dot{x} = -\dot{x}^-. \quad (32)$$

According to the Eqs. (1), (28), (29), (30) it is obtained:

$$x = -D_1 \cos\sqrt{p^2 + p_0^2}t + D_2 \sin\sqrt{p^2 + p_0^2}t + D_1, \quad (33)$$

$$\frac{\dot{x}}{\sqrt{p^2 + p_0^2}} = D_1 \sin\sqrt{p^2 + p_0^2}t + D_2 \cos\sqrt{p^2 + p_0^2}t, \quad (34)$$

where:

$$D_1 = \frac{p^2}{p^2 + p_0^2}x_1, \quad D_2 = \frac{\dot{x}^-}{\sqrt{p^2 + p_0^2}} \quad (35)$$

At $t = \bar{T}_1$, by taking into account Eqs. (32-35), it is obtained:

$$\tan \sqrt{p^2 + p_0^2} \bar{T}_1 = \frac{2X_s}{1 - X_s^2}, \quad (36)$$

where:

$$X_s = \frac{1}{\sqrt{1 + \left(\frac{p_0}{p}\right)^2}} \cdot \frac{px_s}{\dot{x}^-}. \quad (37)$$

In case of the second interval by taking into account Eq. (30) it is assumed:

$$t = \bar{T}_1: x = x_0, \quad \dot{x} = -\dot{x}^-, \quad (38)$$

$$t = \bar{T}_1 + \bar{T}_2: x = x_0, \quad \dot{x} = \dot{x}^-. \quad (39)$$

According to the Eqs. (2), (28), (38), (39) it is obtained:

$$x = -x_s \cos p(t - \bar{T}_1) - \frac{\dot{x}^-}{p} \sin(t - \bar{T}_1) + x_s, \quad (40)$$

$$\frac{\dot{x}}{p} = x_s \sin p(t - \bar{T}_1) - \frac{\dot{x}^-}{p} \cos p(t - \bar{T}_1). \quad (41)$$

At $t = \bar{T}_1 + \bar{T}_2$, by taking into account Eqs. (39-41), it is obtained:

$$\tan p \bar{T}_2 = 2 \frac{\frac{px_s}{\omega}}{\left(\frac{px_s}{\dot{x}^-}\right) - 1}. \quad (42)$$

Period of the system:

$$\bar{T} = \bar{T}_1 + \bar{T}_2, \quad (43)$$

where \bar{T}_1 and \bar{T}_2 are determined according to the Eqs. (36), (37), (42).

In separate case, when:

$$x_s = 0, \quad (44)$$

according to the Eqs. (36), (37), (42) it is obtained:

$$\bar{T}_1 = \frac{\pi}{p}, \quad \bar{T}_2 = \frac{\pi}{p \sqrt{1 + \left(\frac{p_0}{p}\right)^2}} \quad (45)$$

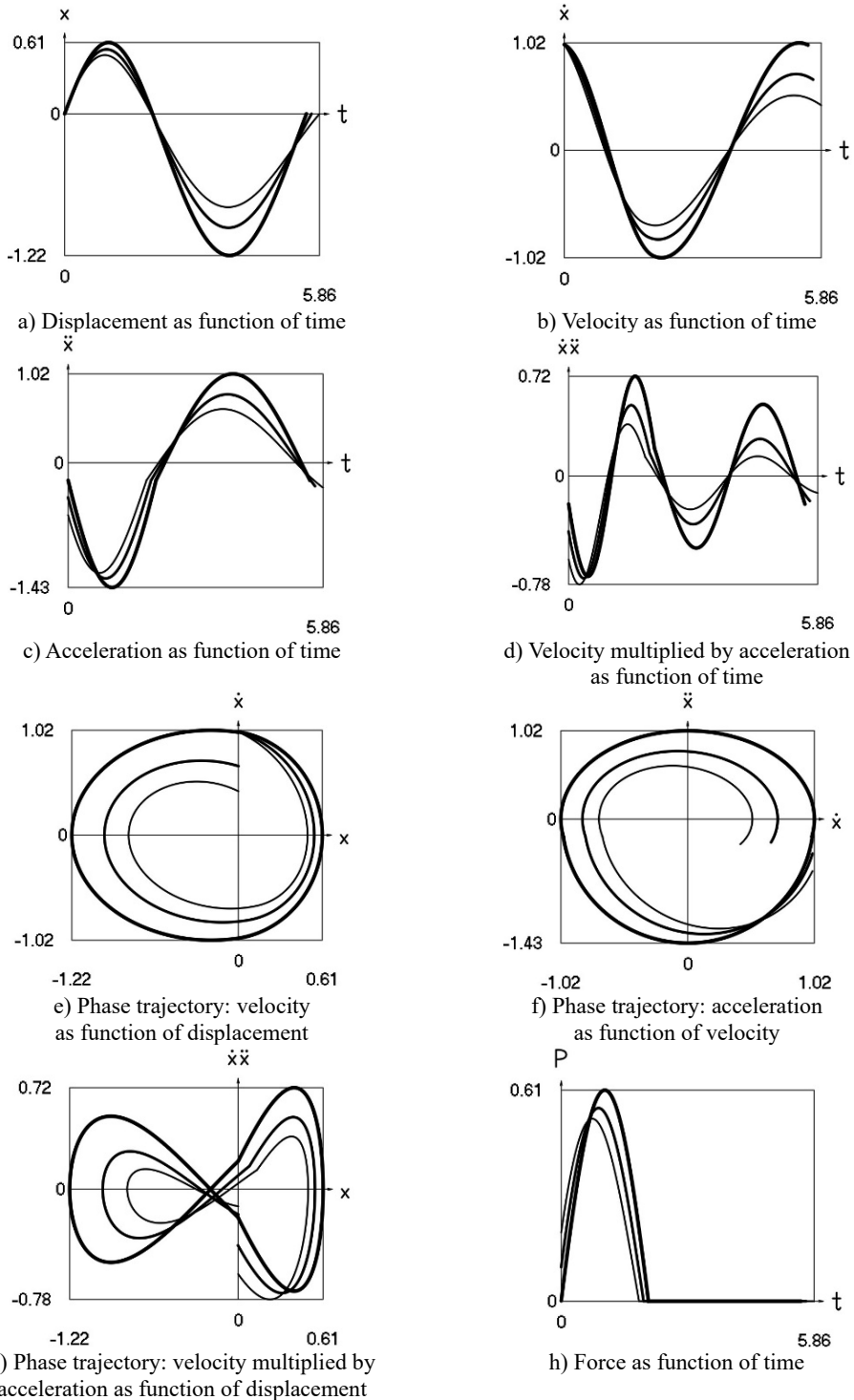
that is:

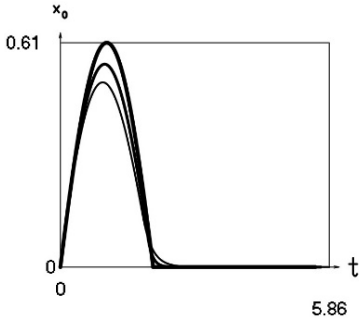
$$T = \left[1 + \frac{1}{\sqrt{1 + \left(\frac{p_0}{p}\right)^2}} \right] \frac{\pi}{p}. \quad (46)$$

4. Numerical investigation of the damped system

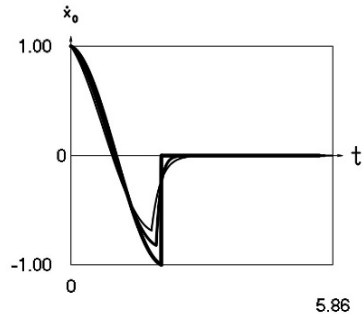
It is assumed that $x(0) = 0$, $\dot{x}(0) = 1$, $x_0(0) = 0$, $c = 1$, $c_0 = 1$. Results for $h = h_0 = 0.2$

are represented by a thin line; for $h = h_0 = 0.1$ are represented by a line of medium thickness; for $h = h_0 = 0.001$ are represented by a thick line. The force is calculated as $P = h_0 \dot{x}_0 + c_0 x_0$. Results of computations at $x_s = -0.2$ are depicted in Fig. 2.

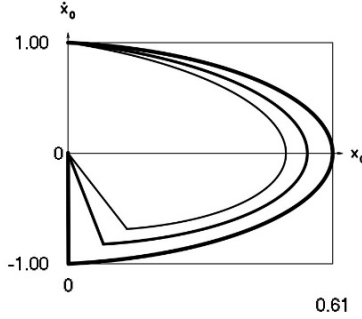




i) Displacement of support as function of time



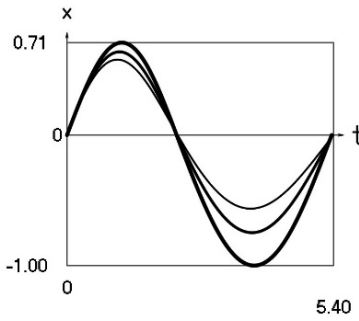
j) Velocity of support as function of time



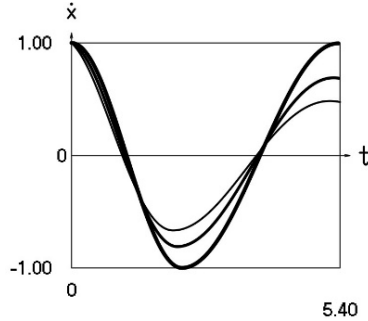
k) Phase trajectory: velocity of support as function of displacement of support

Fig. 2. Dynamics of the system at $x_s = -0.2$

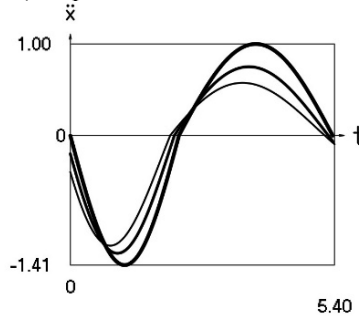
Analogously, results of computations at $x_s = 0$ are depicted in Fig. 3.



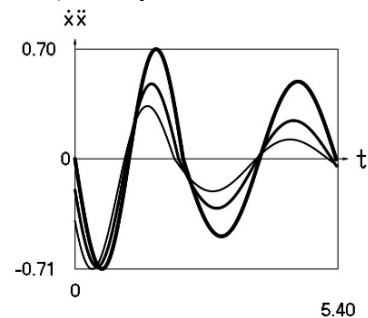
a) Displacement as function of time



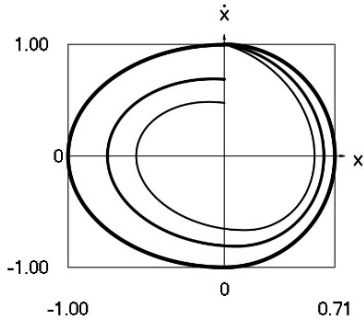
b) Velocity as function of time



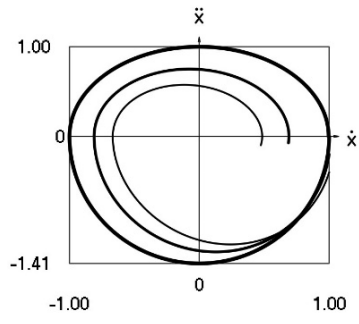
c) Acceleration as function of time



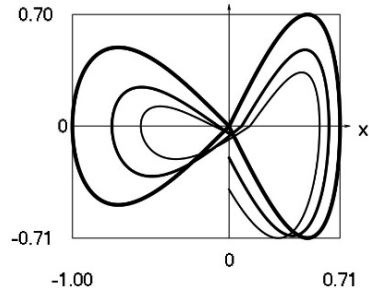
d) Velocity multiplied by acceleration as function of time



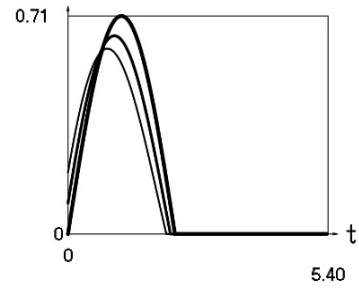
e) Phase trajectory: velocity as function of displacement



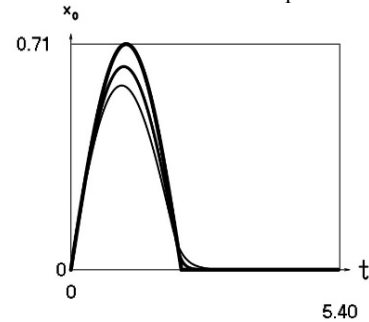
f) Phase trajectory: acceleration as function of velocity



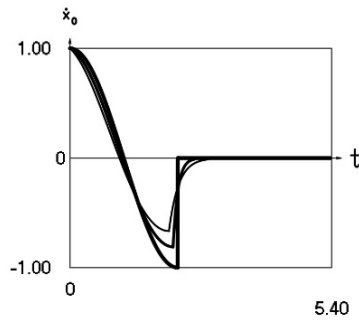
g) Phase trajectory: velocity multiplied by acceleration as function of displacement



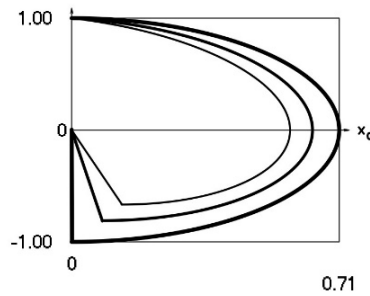
h) Force as function of time



i) Displacement of support as function of time



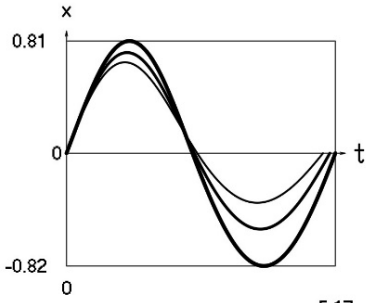
j) Velocity of support as function of time



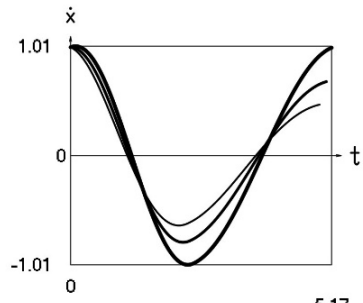
k) Phase trajectory: velocity of support as function of displacement of support

Fig. 3. Dynamics of the system at $x_s = 0$

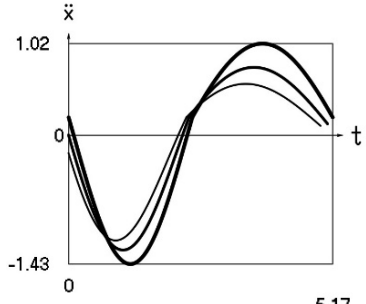
Finally, results of computations at $x_s = 0.2$ are depicted in Fig. 4.



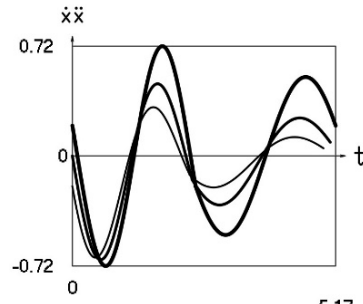
a) Displacement as function of time



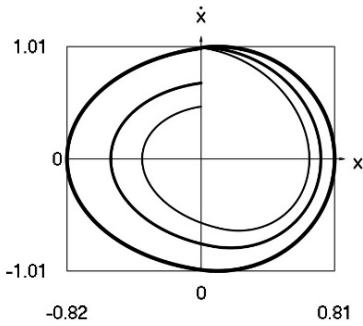
b) Velocity as function of time



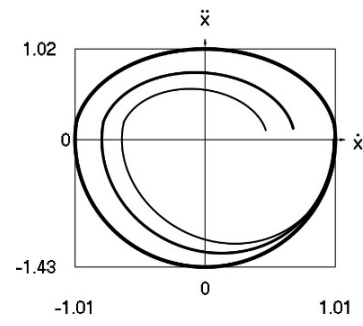
c) Acceleration as function of time



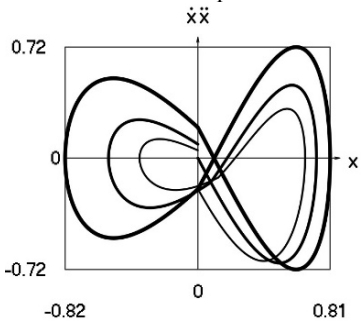
d) Velocity multiplied by acceleration as function of time



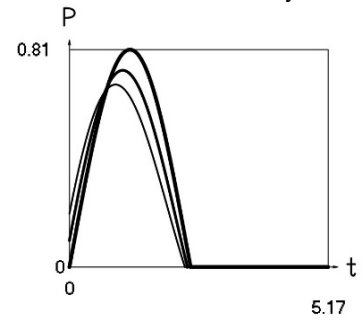
e) Phase trajectory: velocity as function of displacement



f) Phase trajectory: acceleration as function of velocity



g) Phase trajectory: velocity multiplied by acceleration as function of displacement



h) Force as function of time

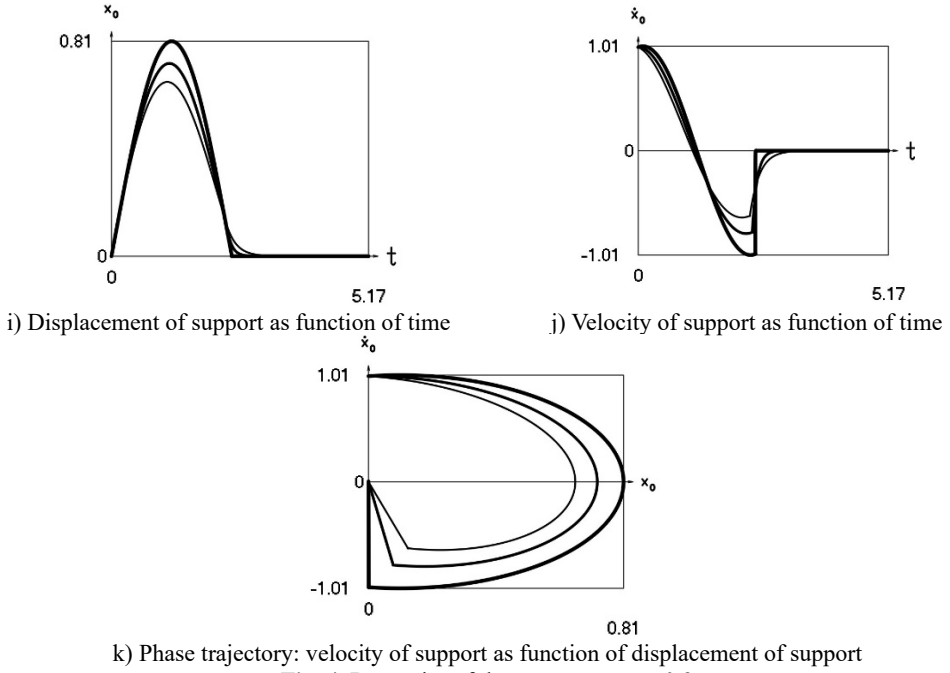
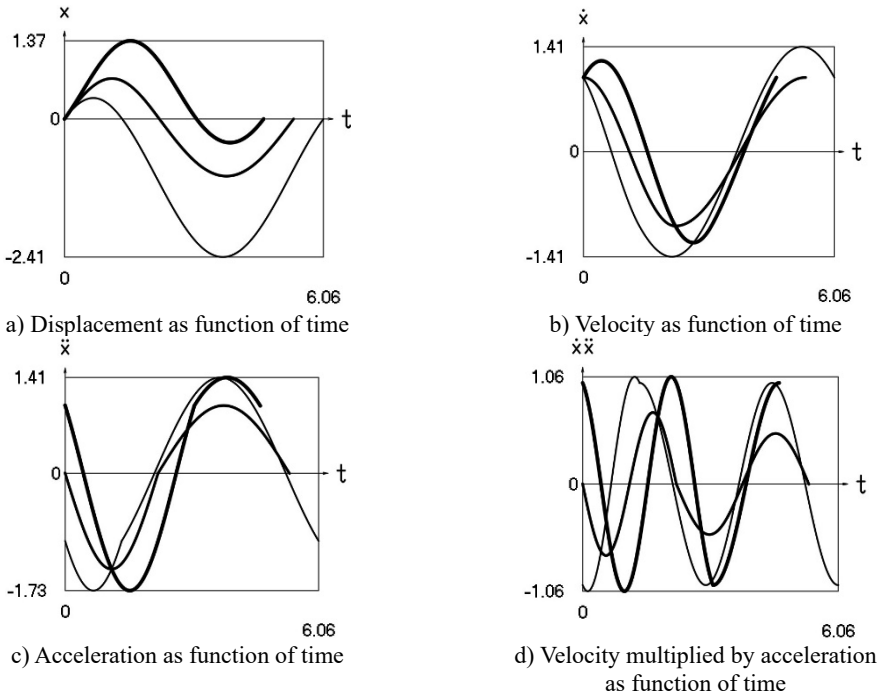


Fig. 4. Dynamics of the system at $x_s = 0.2$

5. Numerical investigation of the conservative system

It is assumed that $x(0) = 0$, $\dot{x}(0) = 1$, $c = 1$, $c_0 = 1$. Results for $x_s = -1$ are represented by a thin line; for $x_s = 0$ are represented by a line of medium thickness; for $x_s = 1$ are represented by a thick line. The force is calculated as $P = c_0 x_0$.



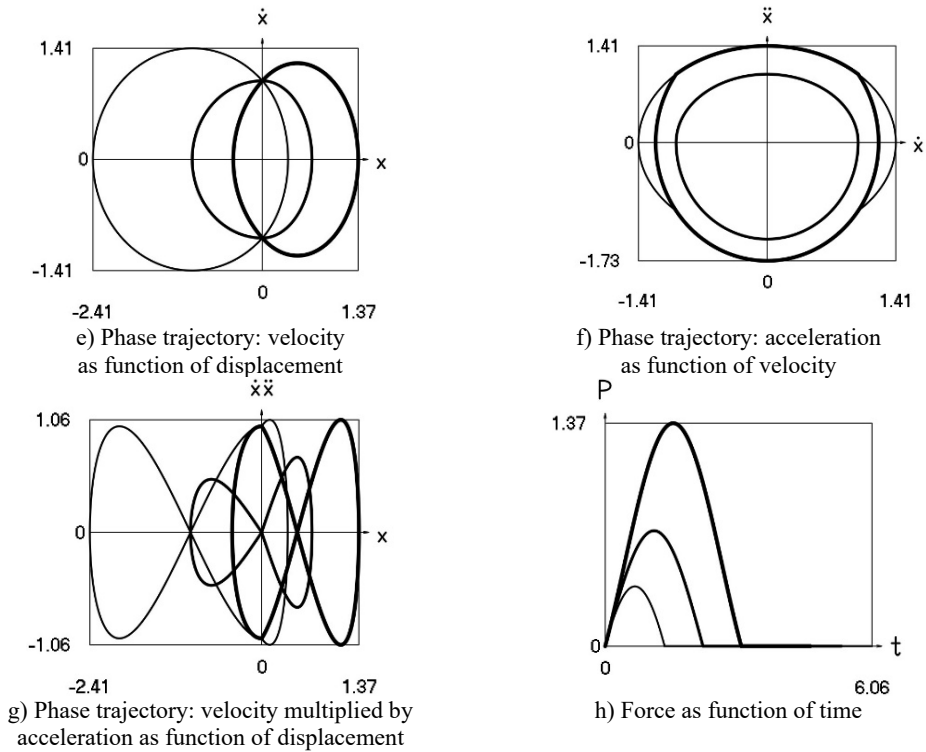


Fig. 5. The dynamics of the conservative system

Simulation results for the investigated system are presented in Fig. 5.

6. Conclusions

Essentially nonlinear vibro-impact systems may have a number of various regimes of motion in steady state regimes under harmonic excitation. That causes unstable operation of such types of systems. Small variations of parameters or excitation jumps from one type of regime to another type of regime may occur. The purpose of this paper is to avoid this disadvantage in the behaviour of such system. This is achieved by choosing the fastening (the difference in the positions of statical equilibrium of impacting surfaces) between impacting members of the system to be equal to zero. All this is shown by the obtained formulas and graphical relationships, which were obtained by analytical and numerical methods.

On the basis of the presented results the qualities of dynamic behavior of the investigated essentially nonlinear vibrating system are revealed. Analytical relationships describing the motion of the system have been determined and are presented in the paper. Free damped vibrations, vibrations of the conservative system, time histories of motion as well as phase trajectories of motion for typical values of system parameters are presented in detail.

That opens a potential for the applicability of such systems in a wide variety of engineering applications.

References

- [1] Kurila R., Ragulskienė V. Two-Dimensional Vibro-Transmissions. Mokslas, Vilnius, 1986, (in Russian).
- [2] Ragulskis K., Bansevicius R., Barauskas R., Kulvietis G. Vibromotors for Precision Microrobots. Hemisphere, New York, 1987.

- [3] **Wedig W. V.** New resonances and velocity jumps in nonlinear road-vehicle dynamics. *Procedia IUTAM*, Vol. 19, 2016, p. 209-218.
- [4] **Li T., Gourc E., Seguy S., Berlioz A.** Dynamics of two vibro-impact nonlinear energy sinks in parallel under periodic and transient excitations. *International Journal of Non-Linear Mechanics*, Vol. 90, 2017, p. 100-110.
- [5] **Zaitsev V. A.** Global asymptotic stabilization of periodic nonlinear systems with stable free dynamics. *Systems and Control Letters*, Vol. 91, 2016, p. 7-13.
- [6] **Dankowicz H., Fotsch E.** On the analysis of chatter in mechanical systems with impacts. *Procedia IUTAM*, Vol. 20, 2017, p. 18-25.
- [7] **Spedicato S., Notarstefano G.** An optimal control approach to the design of periodic orbits for mechanical systems with impacts. *Nonlinear Analysis: Hybrid Systems*, Vol. 23, 2017, p. 111-121.
- [8] **Li W., Wierschem N. E., Li X., Yang T.** On the energy transfer mechanism of the single-sided vibro-impact nonlinear energy sink. *Journal of Sound and Vibration*, Vol. 437, 2018, p. 166-179.
- [9] **Marshall J. S.** Modeling and sensitivity analysis of particle impact with a wall with integrated damping mechanisms. *Powder Technology*, Vol. 339, 2018, p. 17-24.