

Ričardas Čiukas,
Jovita Abramavičiūtė,
*Paulius Kerpauskas

Investigation of the Thermal Properties of Socks Knitted from Yarns with Peculiar Properties. Part II: Thermal Resistance of Socks Knitted from Natural and Stretch Yarns

Kaunas University of Technology,
Department of Textile Technology,
Studentų 56, LT-51424 Kaunas, Lithuania
E-mail: Ricardas.Ciukas@ktu.lt
jovita.abramaviciute@stud.ktu.lt

* Lithuanian University of Agriculture
Department of Heat
and Biotechnology Engineering
Studentų 15, LT – 53362 Akademija,
Kauno r. Lithuania
E-mail: paulius.kerpauskas@lzuu.lt

Abstract

This study is a continuation of experimental analyses to determine the thermal properties of socks. The influence of yarns from the different natural fibres of socks on the thermal conductivity coefficient of plain knits and plated plane knits with textured polyamide (PA) or elastane thread was assessed in Part I. The influence of the fibre yarns mentioned on thermal resistance was analysed. It was determined that a higher thermal resistance is characteristic for knits with Lycra thread, lower – for knits from pure yarns, and the lowest – for knits with textured PA thread. It was found that an increase in linear density occurs when there is a decrease in thermal resistance, especially in a combination with two pure yarns and one plated textured polyamide or elastane Lycra thread. The thermal resistance of samples manufactured from pure yarns and from a composition with PA thread was lower compared with samples which have Lycra thread.

Key words: natural yarns, plated knitted socks, thermal resistance, thickness.

Introduction

Consumers of textile and clothing products are becoming increasingly aware of the importance of comfort. In addition to aesthetic appearance, comfort is one of the main properties of clothing which affect the choice of a product. It is widely known that the transfer of heat, moisture and air through a garment are the most important factors for clothing comfort [1].

In our earlier work [16], we analysed the thermal conductivity coefficient of socks knitted from natural and textured yarns. It was determined that a higher thermal conductivity coefficient is characteristic for knits with textured polyamide (PA) thread, and lower – for knits with Lycra thread and for those from pure yarns. The most important influence on the thermal conductivity coefficient is the structure of knits. PA thread increases the thickness of samples, but the area density does not increase, which was shown by the thermal conductivity coefficient and thickness values of the samples in our previous study. In the present study, thermal resistance values were calculated on the basis of these two values and compared.

Many researchers have conducted studies to evaluate and analyse the thermal comfort of woven fabrics. They examined the effects of the fibre type and fabric composition on thermal comfort. The fiber composition and fabric structure or the presence of layers were revealed to affect the heat and moisture transfer properties of textiles. Studies on thermal wear showed that fabric properties influenced subjective wearing sensations and the microclimate inside clothing; however, these effects varied with the environmental conditions or physical activity levels. The authors examined the effects of fiber type and fabric composition on thermal comfort and found that the thermal sensation and thermal comfort of caps were influenced by the thickness, water absorption properties and thermal conductivity of fabrics [2].

Some of the researches [3 - 10] analysed the thermal comfort of various fabrics. They all noted that the wickability, air permeability and heat transfer influence the thermal comfort of a garment. In articles [4, 10] the effect of finishing on the comfort of cotton and polyester blend fabrics was analysed, and it was observed that fabric treatment with different levels significantly decreases the air permeability and wickability of cotton fabrics but does not affect polyester fabric properties. However, the thermal insulation value of both cotton and polyester fabrics increases to a similar degree. B. K. Behera and R. Mishra analysed the

thermal comfort of fabrics produced from some non-conventional blends and light weight constructions such as wool/silk, wool/tassar, wool/linen, wool/cotton, silk/linen and pure wool, pure silk and a few synthetic fibre blended samples [3]. They found that the thermal insulation property of worsted fabrics is largely dependent on the areal density. Silk and silk blends also give good insulation, whereas wool in combination with linen gives a low insulation value due to less porosity. Moreover, it was observed that single yarn woven fabrics have exceptionally higher thermal insulation compared to 2-ply warp woven fabrics.

Shinjung Yoo et al analysed the impact of fabric constructional variables on the thermophysical and sensorial properties of heat – resistant protective workwear fabrics made from aramid yarns [11, 12]. This class of clothing material was examined because heat – resistance protective workwear is often worn in hot and humid conditions, where comfort is a particularly important performance requirement. Ozdil et al reported on the thermal properties of 1 × 1 rib fabric knitted using various yarns with different properties [13]. The results showed that an increase in yarn twist and yarn count causes a decrease in thermal resistance values and an increase in water vapour permeability. Shoshani and Shaltiel noted that thermal insulation increases with a decrease in the density of fabric [14]. A. Marmarali et al observed that the parameters of thermal

conductivity, thermal resistance, thermal absorptivity and air permeability are significantly affected by the tightness factor. Looser fabrics possess high insulation and high air permeability values [9]. The thermal properties of different cotton and Angora rabbit fibre blended fabrics were analysed by N. Oglakcioglu et al [15], in which they showed that an increase in the Angora fibre ratio in fabric affected thermal comfort properties. The statistical analyses showed that only fabrics with 25% of rabbit fibre generated a significant difference in these parameters.

A number of authors have shown that a linear relationship exists between the thermal resistance and thickness of fabric, which is because the thickness of fabric influences fabric porosity in that a decrease in thickness causes a corresponding decrease in fabric volume, which is generally followed by decreases in the amount of insulation air in fabric interstices [1].

Thus far, there have been no investigations of the thermal resistance of knitted socks made from new fibres such as bamboo, soy, and blends with seacell. The influence of the fibres mentioned on thermal resistance was analysed in this paper. There have also been no analyses of thermal property control. We found that thermal resistance could be controlled by changing the Lycra or PA thread in the knitted samples.

■ Object of investigation

Experimental samples were made from the same material as in article [16]: 100% Cotton (C - 14 tex), 100% Bamboo fibre produced from cellulose (B - 14 tex), 100% Soybean protein (S - 14 tex), and blended yarns: 75% Cotton - 25% seacell (CS - 19 tex), 80% Bamboo - 20% flax (BF - 24 tex)¹. All knits were plated with textured polyamide PA (20 tex) or elastane Lycra (2.2 tex) thread wrapped with textured PA (7.8 tex) as in previous analyses.

■ Methods of testing and calculations

Thermal conductivity coefficient measurements were repeated 6 times for randomly chosen parts of samples and thickness thereof, as in our previous work [16]. Thermal resistance (R , m²K/W) is calculated as a quotient of thickness and

thermal conductivity parameters from the following:

$$R = \frac{b}{\lambda} \quad (1)$$

where b - thickness of the sample in m;

λ - thermal conductivity coefficient of the sample in W/mK.

■ Experimental results

The thermal resistance of socks manufactured from various yarns, such as pure, blended and a combination with textured polyamide PA or elastane Lycra thread wrapped with textured PA was analysed in this work. The same six groups of knits were used as in our previous work [16]. The first group of knits was (XX - SS, CC, BB) from 28 tex yarns, the second (XXX - SSS, CCC, BBB) - 42 tex, the third (XL - SL, CL, BL) - 24 tex, the fourth (XXL - SSL, CCL, BBL) - 38 tex, the fifth (XPA - SPA, CPA, BPA) - 34 tex, and the sixth (XXPA - SSPA, CCPA, BBPA) - 48 tex. The results of thermal resistance are presented in **Figures 1, 2 & 3** and **Table 1**. Thickness measurements were repeated 3 times for randomly chosen parts of the samples, and relative error values were calculated; it was found that the error did not exceed 5%.

Regarding thermal resistance, the range of values obtained is significant, ranging from 0.0119 - 0.0401 m²K/W. As is seen from Figure 1, knits with Lycra thread have the highest values (ranging from 0.0205 - 0.0401 m²K/W), whereas lower values are shown by knits manufactured from pure yarns. The thermal resistance of samples made from two pure yarns is within the range of

0.0119 - 0.0166 m²K/W, and from three - 0.0137 - 0.0195 m²K/W. The thermal resistance of samples made from one pure yarn and one PA thread is within the range of 0.0132 - 0.0191 m²K/W, and from two pure yarns and one PA thread the range is 0.0146 - 0.0203 m²K/W. The thermal resistance of samples made from one pure yarn and one Lycra thread is within the range of 0.0206 - 0.0401 m²K/W, and from two pure yarns and one Lycra te range is 0.0205 - 0.0304 m²K/W.

Influence of different fibres and different linear densities on thermal resistance

A comparison was made of the thermal resistance of knits manufactured from cotton, bamboo, and soy yarns of the same linear density. In our earlier work, the thermal conductivity coefficient and thickness of samples were shown [16], based on which thermal resistance values were calculated.

Results of the thermal resistance of knits for socks manufactured using two or three pure yarns for loop knits plated with PA or Lycra thread are presented in **Figure 1**. The highest values are shown by knit variants plated with elastane Lycra thread. When elastane, knitted socks become thicker (the thickness increases by about 100%), the thermal resistance increases as well. There are differences in the average thickness values of all the knitted groups: the highest values are shown by the 3rd and 4th groups and the lowest by those from the 1st and 2nd groups. In **Figure 2** we can see the thermal resistance of different fibres. When samples were manufac-

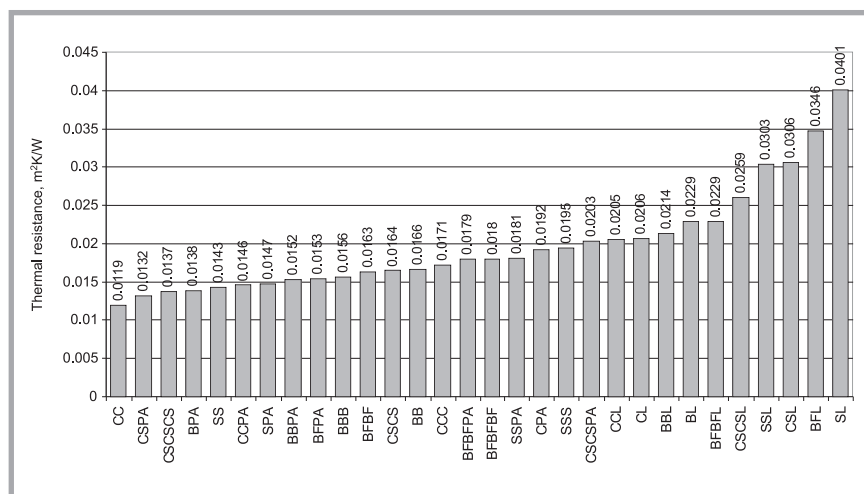


Figure 1. Thermal resistance of knitted sock samples.

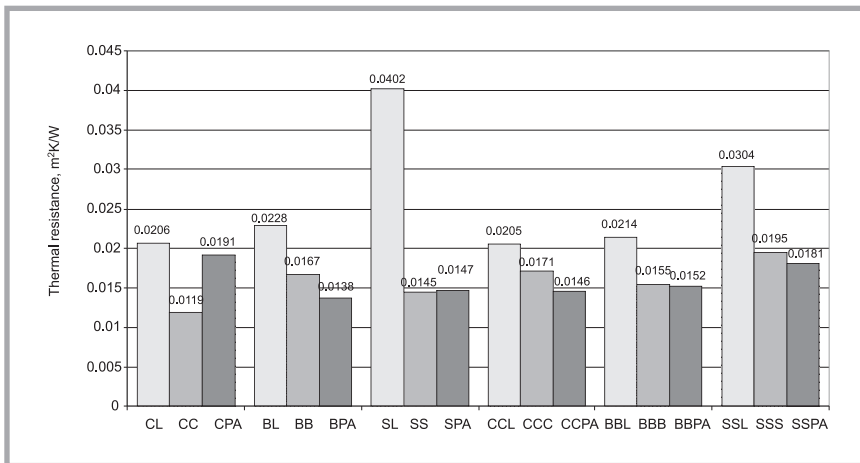


Figure 2. Thermal resistance of knits manufactured from pure cotton (C), bamboo (B), soy (S) (linear density XX-28 tex, XXX-42 tex) and their combination with Lycra (XL-24 tex, XXL-38 tex) and textured PA (XPA-34 tex, XXPA-48 tex) thread.

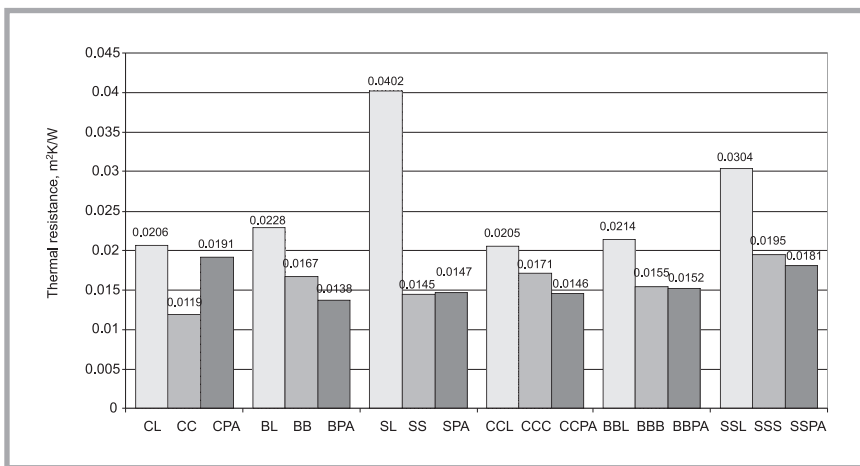


Figure 3. Thermal resistance of knits manufactured from Cotton – seacell (CSCS-38 tex, CSCSCS-57 tex), combination with Lycra (CSL-29 tex, CSCSL-48 tex) and textured PA (CSPA-39 tex, CSCSPA-58 tex); Bamboo – flax (BFBF-48 tex, BFBFBF-72 tex), a combination with Lycra (BFL-34 tex, BFBFL-58 tex) and textured PA (BFPA-44 tex, BFBFPA-68 tex) thread

Table 1. Summarised values of air permeability, the thermal conductivity coefficient and thermal resistance; “+” – maximum values, “x” – middle values, “-” – minimum values.

Variants	Air permeability, mm/s	Thermal conductivity coefficient λ , W/mK	Thermal resistance R, m²K/W
1. Knits from pure yarns	+	-	-
2. Knits plated with textured PA thread	x	+	x
3. Knits plated with Lycra thread	-	x	+
4. Knits from two types of thread, XPA or XL	+	-	+
5. Knits from three types of thread, XXPA or XXL	-	+	-

tured from a combination of one pure yarn and one Lycra thread (XL – 24 tex), the highest thermal resistance was of knits manufactured from a combination of soy and Lycra, which was even 95% higher than that of samples knitted from a combination of cotton and Lycra thread, and 76% higher than that of knits from bamboo and Lycra thread. The thermal resistance of knits from a bamboo combination with Lycra and from a cotton

combination with Lycra did not differ so widely. For samples manufactured from a combination of two pure yarns and one Lycra thread, the highest thermal resistance was of knits manufactured from a combination of soy and Lycra, which was 48% higher than that of knits manufactured from a combination of two cotton yarns and one Lycra thread. Samples knitted from a combination of bamboo and Lycra have almost the same thermal resistance

as knits from a cotton and Lycra combination. The thermal resistance of knits from two soy yarns and one Lycra thread was 76% higher than that of knits from a bamboo and Lycra combination. Soy yarns have a low coefficient of friction, hence they have a better filling property in knitted samples and decreased porosity; the porosity especially decreases in variants with Lycra thread.

When samples were manufactured from two yarns of pure fibres (XX-28 tex), cotton knit showed the lowest thermal resistance, which is because of its looser structure, high porosity, easier air flow, and the fact that the knit does not retain heat. The thermal resistance of knits manufactured from soy yarns was 22% higher than those of cotton, and knits made from bamboo showed even higher thermal resistance, which was 40% higher than that of cotton samples. The thermal resistance of knits from bamboo and soy fibres has similar values. When samples were manufactured from three pure yarns, the highest thermal resistance was of knits manufactured from three yarns of soy fibre, which was 14% higher than that of knits from three yarns of cotton fibre and even 26% higher than that of knits from three yarns of bamboo fibre. Samples knitted from three yarns of bamboo fibre have the same thermal resistance as knits from cotton.

When samples were manufactured from a combination of one pure yarn and one polyamide thread (XPA – 34 tex), the highest thermal resistance was of knits manufactured from one cotton yarn and one polyamide thread. Samples knitted from a combination of cotton and polyamide showed a 23% higher thermal resistance than knits from a combination of soy and polyamide thread. The thermal resistance of knits made from bamboo and polyamide was slightly lower than that of samples from soy and polyamide, and 28% lower than that of knits from cotton and polyamide. When samples were manufactured from a combination of two pure fibres and one polyamide thread, the thermal resistance of knits manufactured from two cotton yarns and polyamide thread was the lowest, which was also similar in the case of samples manufactured from a combination of two bamboo yarns and polyamide thread. Samples knitted from soy yarns and polyamide thread showed a 24% higher thermal resistance than samples knitted from cotton and polyamide. The thermal

resistance of knits from two soy yarns and one PA thread was 19% higher than that of knits from bamboo and PA. When there is more than 40% Lycra or textured PA in a knitted structure, it determines the structure of the knitted sample, becoming thicker and tighter, the loops – more steady, and the structure is stable compared with knits from pure yarns.

Comparing knits manufactured from two pure yarns with those made from three pure yarns, it is obvious that the linear density increases, whereas the thermal resistance varies in different ways: The thermal resistance of pure knits and a combination with textured PA increase, and the thermal resistance of knits from a combination with Lycra thread decreases. Differences between the knitted variants of XPA, XL and variants of XXPA, XXL could be explained by the fact that textured PA or Lycra thread have a better influence on XPA and XL variants; the influence of stretch thread decreases in XXPA, XXL variants.

Results of the thermal resistance of knits for socks with blended yarns manufactured using two or three cotton-seacell and bamboo-flax yarns for loop knits plated with PA or Lycra thread are presented in **Figure 3**. Comparing the thermal resistance of knits from blended yarns (CS, BF), we can see that the thermal resistance values are higher than those from pure yarns (C, B). There is the same range tendency of figures when blended and pure knits are compared i.e. the highest values are shown by knits with Lycra thread, and the lowest by knits from pure yarns and those with PA thread. From the figure we can see that for the combination with Lycra thread, the thermal resistance decreases when the linear density increases, and for the combination with textured PA, the opposite is the case: when the linear density increases, the thermal resistance rises as well. In samples from pure yarns, the variation in thermal resistance is different for knits of cotton-seacell or bamboo-flax. For cotton-seacell variants, the thermal resistance decreases when the linear density increases, while for bamboo-flax variants they behave to the contrary: when the thermal resistance increases, the linear density increases as well.

Verification of the correlation between the thermal resistance of samples from pure or blended yarns, their combination with Lycra and textured polyamide PA

thread, and the area density and thickness was performed. There is no correlation between the thermal resistance and the factors mentioned for all knits from pure yarns plated with Lycra or PA thread. The highest correlation values were between the thermal resistance, the thickness or thermal resistance and the area density of knits from pure yarns and a combination with Lycra thread.

Conclusion

A “Warm – cool feeling” is a very important property, as a result of which a human can feel comfort or discomfort in various activities and environmental conditions. This feeling could be achieved by using different linear densities or different fibres for yarns.

For plated socks, combinations with textured PA or Lycra thread are commonly used, but these yarns should be less than 30% of all the structure (XXL, XXPA). Because plated yarns have a great influence on thermal resistance, when knits manufactured from the same linear density of pure yarns in combination when one plated yarn is textured PA or Lycra threads. It was found that the increase in linear density determines the decrease in thermal resistance, which is especially obvious in all variants with a combination of two pure yarns and one plated (textured PA or elastane Lycra) thread. The highest thermal resistance values are shown by all knit variants plated with Lycra thread. Lower thermal resistance is shown by knits manufactured from pure yarns and those plated with textured PA thread. All variant combinations with Lycra thread could be used for warm feeling socks, which means that the highest thermal resistance values are shown by about one third of all knit variants plated with Lycra thread, and the remaining two thirds are represented by pure knits and those plated with textured PA thread. The thermal resistances of plated knits from soy with Lycra or PA thread are higher than those from bamboo with Lycra and PA thread. The thermal resistances of all knit variants from cotton yarns are lower than those from bamboo or soy variants, except for variant CPA, where the thermal resistance is higher. Thermal resistance could be increased or decreased by changing the Lycra or PA thread. Comparing socks knitted from different fibres (cotton, bamboo, soy, cotton-seacell, and bamboo-flax) for a warm season, the most comfortable would be those from

pure yarns and their composition with PA thread, as these are characterised by a lower thermal resistance, making the wearer feel cool in such socks. Socks plated with (Lycra) should be used for a cold season, as they are characterised by a higher thermal resistance.

A summary of thermal comfort properties, such as air permeability, the thermal conductivity coefficient and thermal resistance, of pure and plated socks is in **Table 1**, in which all values of air permeability, the thermal conductivity coefficient and thermal resistance are shown, from the minimum to the maximum [16, 17]. From this table we can see that for a cold season, the most comfortable would be socks plated with Lycra and textured PA thread. Comparing the 4th and 5th row (two and three yarns for the knit) of Table 1, we can see that knit variants XXPA and XXL have better thermal comfort properties for cold season socks. It is obvious that a thicker knit better retains heat and air, contrary to thin samples, where heat and air flows more easily. Therefore for the summer we suggest a knit combination with pure yarns (XX, XXX) and variants with one pure yarn and Lycra or PA thread (XPA, XL). The wearer will feel comfort because it will not be too hot wearing such socks in summer. Using two or three yarns in the knit allows to control air permeability, the thermal conductivity coefficient and thermal resistance.



Editorial note

- 1) *Man-made fibres manufactured from cellulose-bamboo pulp*

References

1. Bizjak M., Stankovic S., Jevšnik S., „Influence of Mechanical Properties of Hemp Based Knitted Fabrics on Clothing Comfort”, *AUTEX World Textile Conference, May 26-28, 2009: Izmir, Turkey. pp. 1009-1017.*
2. Jun Y., Park C. H., Shim H., Kang T. J., “Some Thermal Comfort Properties of Wearing Caps from Various Textiles”, *Textile Research Journal. Vol. 79, No. 2. 2009: pp. 179-188.*
3. Behera B. K., Mishra R., “Comfort Properties of Non-conventional Light Weight Worsted Suiting Fabrics”, *Indian Journal of Fibre & Textile Research, Vol. 32, March 2007: pp. 72-79.*
4. Parthiban M., Kumar R. M., „Effect of Fabric Softener on Thermal Comfort of Cotton and Polyester Fabrics”, *Indian Journal of Fibre & Textile Research, Vol. 32, 2007: pp. 445-452.*
5. Nayak R. K., Punj S. K., Chatterjee K. N., Behera B. K., „Comfort Properties of

Suiting Fabrics", *Indian Journal of Fibre & Textile Research*, Vol. 34, June 2009: pp. 122-128.

6. Milenković L., Škundrič P., Sokolović R., Nikolić T., „Comfort Properties of Defense Protective Clothings”, *Journ. Facta Universitatis*, Vo. 1, No 4, 1999: pp. 101-106.
7. Yang K., M. Li Jiao, Chen Y. S, Li J., Zhang W. Y., „Analysis and Prediction of the Dynamic Heat-Moisture Comfort Property of Fabric”, *Fibres & Textiles in Eastern Europe*, Vol. 16, No. 3 (68), 2008: pp. 51-55.
8. Pavko-Cuden A., „Comfort, Aesthetic and Quality Properties of Elasticized Knitted Fabrics”, *AUTEX World Textile Conference*, May 26-28, Izmir, Turkey, 2009: pp. 1200-1205.
9. Marmarali A., Kadoglu H., Oglakcioglu N., Celik P., Blaga, M., Ursache, M., Loghin, C., „Thermal Comfort of Some New Yarns Generation Knitted Fabrics”, *AUTEX World Textile Conference*, May 26-28, Izmir, Turkey, 2009: pp. 75-81.
10. Tyagi G. K., Krishna G., Bhattacharya S., Kumar P., „Comfort Aspects of Finished Polyester-cotton and Polyester-viscose Ring and MJS Yarn Fabrics”, *Indian Journal of Fibre & Textile Research*, Vol. 34, June 2009: pp. 137-143.
11. Yoo S., Barker R. L., „Comfort Properties of Heat-Resistant Protective Workwear in Varying Conditions of Physical Activity and Environment. Part I: Thermophysical and Sensorial Properties of Fabrics”, *Textile Research Journal* 75(7), July 2005: pp. 523-530.
12. Yoo S., Barker R. L., „Comfort Properties of Heat-Resistant Protective Workwear in Varying Conditions of Physical Activity and Environment. Part II: Perceived Comfort Response to Garments and its Relationship to Fabric Properties”, *Textile Research Journal* 75(7), July 2005: pp. 531-541.
13. Ozdil N., Marmarali A., Donmez S., „Effect of Yarns Properties on Thermal Comfort of Knitted Fabrics”, *International Journal of Thermal Sciences*, Vol. 46, 2007: pp. 1318-1322.
14. Shoshani Y., Shaltiel S., „Heat Resistance Characteristics of Weft Knit Single Jersey Inlay Fabrics”, *Knitting Times*, 1989: pp. 70-72.
15. Oglakcioglu N., Celik P., Marmarali A., Kadoglu H., Celik P., „Thermal Comfort Properties of Angora Rabbit/Cotton Fiber Blended Knitted Fabrics”, *Textile Research Journal*, Vol. 79, No.10, 2009: pp. 888-894.
16. Abramavičiūtė J., Čiukas R., Kerpauskas P., „Investigation of Thermal Properties of Socks Knitted from Yarns with Peculiar Properties. Part I: Thermal Conductivity Coefficient of Socks Knitted from Natural and Textured Yarns”, *Fibres & Textiles in Eastern Europe*, Vol. 18, No. 3(80), 2010: pp. 89-93.
17. Abramavičiūtė J., Čiukas R., „Investigation of Air Permeability of Socks Knitted from Yarns with Peculiar Properties”, *Fibres & Textiles in Eastern Europe*, Vol. 18, No. 1 (78), 2010: pp. 84-88.

Received 19.04.2010 Reviewed 15.07.2010



INSTITUTE OF BIOPOLYMERS AND CHEMICAL FIBRES

LABORATORY OF ENVIRONMENTAL PROTECTION

The Laboratory works and specialises in three fundamental fields:

■ **R&D activities:**

- research works on new technology and techniques, particularly environmental protection;
- evaluation and improvement of technology used in domestic mills;
- development of new research and analytical methods;

■ **research services** (measurements and analytical tests) in the field of environmental protection, especially monitoring the emission of pollutants;

■ **seminar and training activity** concerning methods of instrumental analysis, especially the analysis of water and wastewater, chemicals used in paper production, and environmental protection in the paper-making industry.

Since 2004 Laboratory has had the accreditation of the Polish Centre for Accreditation No. AB 551, confirming that the Laboratory meets the requirements of Standard PN-EN ISO/IEC 17025:2005.



AB 388

Investigations in the field of environmental protection technology:

- Research and development of waste water treatment technology, the treatment technology and abatement of gaseous emissions, and the utilisation and reuse of solid waste,
- Monitoring the technological progress of environmentally friendly technology in paper-making and the best available techniques (BAT),
- Working out and adapting analytical methods for testing the content of pollutants and trace concentrations of toxic compounds in waste water, gaseous emissions, solid waste and products of the paper-making industry,
- Monitoring ecological legislation at a domestic and world level, particularly in the European Union.

A list of the analyses most frequently carried out:

- Global water & waste water pollution factors: COD, BOD, TOC, suspended solid (TSS), tot-N, tot-P
- Halogenoorganic compounds (AOX, TOX, TX, EOX, POX)
- Organic sulphur compounds (AOS, TS)
- Resin and chlororesin acids
- Saturated and unsaturated fatty acids
- Phenol and phenolic compounds (guaiacols, catechols, vanillin, veratrols)
- Tetrachlorophenol, Pentachlorophenol (PCP)
- Hexachlorocyclohexane (lindane)
- Aromatic and polyaromatic hydrocarbons
- Benzene, Hexachlorobenzene
- Phthalates
- Carbohydrates
- Glycols
- Polychloro-Biphenyls (PCB)
- Glyoxal
- Tin organic compounds

Contact:

INSTITUTE OF BIOPOLYMERS AND CHEMICAL FIBRES
ul. M. Skłodowskiej-Curie 19/27, 90-570 Łódź, Poland
Małgorzata Michniewicz Ph. D.,
tel. (+48 42) 638 03 31, e-mail: michniewicz@ibwch.lodz.pl